

प्रेषक,

अपर मुख्य सचिव,  
बेसिक शिक्षा,  
उत्तर प्रदेश शासन।

सेवा में,

श्री वी०बी० गौराला,  
निदेशक (एम०डी०एम०),  
मानव संसाधन विकास मंत्रालय,  
स्कूल शिक्षा एवं साक्षरता विभाग,  
शास्त्री भवन, नई दिल्ली।

शिक्षा अनुभाग-3

लखनऊ

दिनांक 29-03-2019

विषय: वित्तीय वर्ष 2018-19 के तृतीय त्रैमास (अक्टूबर, 2018 से दिसम्बर, 2018) की त्रैमासिक प्रगति आख्या के प्रेषण के सम्बन्ध में।

महोदय,

मध्याह्न भोजन योजना की वित्तीय वर्ष 2018-19 के तृतीय त्रैमास (अक्टूबर, 2018 से दिसम्बर, 2018) की त्रैमासिक प्रगति आख्या निर्धारित प्रारूप पर संलग्न कर आवश्यक कार्यवाही हेतु प्रेषित है।

संलग्नक: उक्तवत्

भवदीय

(प्रभात कुमार)

अपर मुख्य सचिव

[Mid-Day Meal Scheme]  
Quarterly Progress Report

Table: QT-1A

STATE: UTTAR PRADESH  
Financial Year: 2018-19  
Quarter: 3rd  
Period: OCTOBER to DECEMBER 2018

Table: QT-1A: COVERAGE (Upper Primary)

Sl. No.	Types of Schools/Centres	TARGET as per MDW-PAB approval				ACHIEVEMENT										
		No. of Schools/Centres	Upper Primary	Upper Primary with Primary classes	No. of Children	No. of working days as per PAB Approval for FY	Total No. of existing schools as on date	Enrollment	Number of Children opted for MDM	No. of Schools/Centres actually served		No. of meals served	No. of working days	Average number of children (=12/13)	% coverage against PAB approval (=14/5)	% coverage against enrollment (=14/8*100)
1	2	3	4	5	6	7	8	9	10	11	12	13	14	15	16	
1	Govt Schools	396	123			527	92308	92308	363	119	3373708	63	53551		58.01	
2	Local Body Schools	45612	75			45686	3835347	3835347	45609	68	146471634	64	2288619		59.67	
3	Govt Aided Schools	7019	666		244	7688	1689170	1689170	6620	613	59573345	63	945609	101.21	55.98	
4	EGS Centres	0	0			0	0	0	0	0	0	0	0		0.00	
5	AIE Centres	0	0			0	0	0	0	0	0	0	0		0.00	
6	Madarsa /Maqtabs	46	435			482	62815	62815	21	404	2507359	64	39177		62.37	
7	NCLP	513	0			534	18570	18570	329	0	481760	54	8921		48.04	
1302	Total	53586	1299		236	54917	5698210	5698210	52942	1204	212407806	64	3318872	101.21	58.24	

Note: In total no. Of existing schools 54917, 1304 schools are UPS including PS (Class 1 to 8).

Date: \_\_\_\_\_  
Place: LUCKNOW

(Signature)  
Secretary of the Nodal Department  
Government of Uttar Pradesh

(Signature)  
Secretary of the Nodal Department  
Government of Uttar Pradesh

[Mid-Day Meal Scheme]  
Quarterly Progress Report

Table: QT-1

STATE: UTTAR PRADESH  
Financial Year: 2018-19  
Quarter: 3rd  
Period: OCTOBER to DECEMBER 2018


Table: QT-1: COVERAGE (Primary)


Sl. No.	Types of Schools/Centres	TARGET as per PAB-MDM approval				Total No. of existing schools as on date	Enrollment	Number of Children opted for MDM	ACHIEVEMENT					
		No. of Schools /Centres	No. of Children	No. of working days as per PAB Approval for FY					No. of Schools/Centres actually served	No. of meals served	No. of working days	Average number of children (=10/11)	% coverage against PAB approval (=12/4)	% coverage against enrollment (=12/7*100)
1	Govt Schools	24	4	5	6	7	8	9	10	11	12	13	14	
2	Local Body Schools	113282			147	17111	17111	143	665537	64	10399		60.77	
3	Govt Aided Schools	572	7784140	244	113328	11862223	11862223	113302	472266649	64	7379166	97.88	62.21	
4	EGS Centres	0			1243	249363	249363	1174	8636055	64	134938		54.11	
5	AIE Centres	0			0	0	0	0	0	0	0		0.00	
6	Madarsa/Madqabs	69			505	159000	159000	467	6069835	64	94841		59.65	
7	NCLP	0			0	0	0	0	0	0	0	0.00	0.00	
	<b>Total</b>	<b>113947</b>	<b>7784140</b>	<b>244</b>	<b>115223</b>	<b>12287697</b>	<b>12287697</b>	<b>115086</b>	<b>487638076</b>	<b>64</b>	<b>7619345</b>	<b>97.88</b>	<b>62.01</b>	

Note: In total no. Of existing schools 115223; 1304 schools are UPS including PS (Class 1 to 8).

Note: In total no. Of existing schools 54917; 1304 schools are UPS including PS (Class 1 to 8).

Date: \_\_\_\_\_  
Place: LUCKNOW

  
 (Signature)  
 SECRETARY OF THE NODAL DEPARTMENT  
 GOVT. HOUSE, LUCKNOW

  
 (Signature)  
 Secretary of the Nodal Department  
 Government of Uttar Pradesh

[Mid-Day Meal Scheme]  
Quarterly Progress Report

Table: QT-2

STATE: UTTAR PRADESH  
Financial Year: 2018-19  
Quarter: 3rd  
Period: OCTOBER to DECEMBER 2018

Table: QT-2: UTILISATION OF FOODGRAINS (PRY & U PRY)

Sl. No.	Foodgrains	PRIMARY						UPPER PRIMARY					
		Annual Allocation	Allocation for the current Qtr.	Opening Balance at the Starting of the Qtr.	Lifted from FCI during the Qtr	Aggregate quantity Consumed at School level	Balance* Stock at the end of the Qtr (col 5+6-7)	Annual Allocation	Allocation for the current Quarter	Opening Balance at the Starting of the Qtr.	Lifted from FCI during the Qtr	Aggregate quantity Consumed at School level	Balance* Stock at the end of Qtr (col 11+12-13)
1	Rice	127255.12	33438.02	10947.23	33438.01	32392.29	11992.94	80522.38	18690.21	11678.28	18665.63	21048.70	9295.21
2	Wheat	62677.90	15897.13	2623.91	15897.12	16369.73	2151.30	39660.28	8976.60	7346.46	8914.82	10637.83	5623.45
	<b>Total</b>	<b>189933.02</b>	<b>49335.15</b>	<b>13571.13</b>	<b>49335.13</b>	<b>48762.02</b>	<b>14144.24</b>	<b>120182.66</b>	<b>27666.81</b>	<b>19024.74</b>	<b>27580.45</b>	<b>31586.53</b>	<b>14918.66</b>

\*. Includes unspent balance at State, District, Block and schools/cooking agencies level at the end of quarter.

(Quantity in MTs)

Date: \_\_\_\_\_  
Place: LUCKNOW

(Signature)  
SECRETARY  
FOOD & NUTRITION  
DEPARTMENT  
GOVT. HIGH SCHOOL, LUCKNOW

(Signature)  
Secretary of the Nodal Department  
Government of Uttar Pradesh

[Mid-Day Meal Scheme]  
Quarterly Progress Report


Table: QT-2A

STATE: UTTAR PRADESH  
Financial Year: 2018-19  
Quarter: 3rd  
Period: OCTOBER to DECEMBER 2018

Table: QT-2A: STATUS OF PAYMENT OF COST OF FOOD GRAINS TO FCI

Stage	Foodgrain allocated for the quarter(in MTs)	Funds Released by GOI (Rs. in lakh)	Foodgrain lifted during the quarter	Bill raised by FCI		Payment to FCI	
				Qty (in MT)	Amount (Rs in Lakhs)	Qty (in MT)	Amount (Rs in Lakhs)
1	2	3	4	5	6	7	8
Primary	77001.96	2877.05	76915.58	58264.85	1626.06	69769.930	2190.75
Upper Primary							
<b>Total</b>	<b>77001.96</b>	<b>2877.05</b>	<b>76915.576</b>	<b>58264.85</b>	<b>1626.06</b>	<b>69769.930</b>	<b>2190.75</b>

Date: \_\_\_\_\_  
Place: LUCKNOW

(31/10/2018)  
  
सचिव  
भारतीय खाद्यान्न मंत्रालय  
उत्तर प्रदेश, लखनऊ।

(Signature)  
Secretary of the Nodal Department  
Government of Uttar Pradesh

[Mid-Day Meal Scheme]  
Quarterly Progress Report

Table: Q1-3

STATE: UTTAR PRADESH  
Financial Year: 2018-19  
Quarter: 3rd  
Period: OCTOBER to DECEMBER 2018


Table: Q1-3: UTILISATION OF CENTRAL ASSISTANCE TOWARDS COOKING COST (PRY & U PRY)

Sl. No.	Stage	Allocation for the current FY			Opening Balance at the beginning of the Quarter (Note: 1)			Cooking assistance released during the Qtr.			Cooking cost expenditure during the Qtr. (Note: 2)			Unspent Balance at the end of the Quarter			Unspent Balance at the end of the [Col.	
		Central Share	State Share	Total	Central share	State Share	Total	Central share	State Share	Total	Central share	State Share	Total	Central share	State Share	Total	Total	Total
1	2	3	4	5	6	7	8	9	10	11	12	13	14	15	16	17		
1	Primary	47103.39	31338.95	78442.34	-19247.64	1274.80	-17972.84	16500.77	11000.53	27501.30	12754.48	8310.65	21065.13	-15501.35	3964.68	-11536.67		
2	Upper Primary	29725.18	19790.08	49515.26	-4701.58	-2381.51	-7083.09	10537.19	7024.82	17562.01	8195.66	5345.88	13541.54	-2360.05	-702.57	-3062.62		
	Total	76828.57	51129.03	127957.60	-23949.22	-1106.71	-25055.93	27037.96	18025.35	45063.31	20950.14	13656.53	34606.67	-17861.40	3262.11	-14599.29		

Note 1: Includes Central Assistance & State Contribution, both in terms of funds and monetary value of the commodities supplied by the State/UT and remain unspent at State, District, Block, Village/Panchayat & School/cooking agency levels.

Note 2: It is only the actual expenditure at the school level including monetary value of the commodities supplied by the State/UT and consumed at school/cooking agencies level. It does not include the unspent balance at the school/cooking agencies level.

Date: \_\_\_\_\_  
Place: LUCKNOW

  
 (Secretary)  
 प्रमुख अतिथि मिड डेय  
 स्कूल प्रोग्राम, लखनऊ

(Signature)  
 Secretary of the Nodal Department  
 Government of Uttar Pradesh

[Mid-Day Meal Scheme]  
Quarterly Progress Report


Table: QT-4


STATE: UTTAR PRADESH  
Financial Year: 2018-19  
Quarter: 3rd  
Period: OCTOBER to DECEMBER 2018

Table: QT-4: UTILIZATION OF CENTRAL ASSISTANCE TOWARDS COOK-CUM-HELPER

Sl. No.	Stage	Total No. of cook-cum-helpers approved	No. of cook-cum-helpers working during the Qtr.	Funds released during the quarter			Opening Balance in the beginning of the quarter			Expenditure			Unspent Balance at the end of the quarter		
				Central share	State Share	Total	Central share	State Share	Total	Central share	State Share	Total	Central share	State Share	Total
1	2	3	4	5	6	7	8	9	10	11	12	13	14	15	16
1	Primary	405353	275525	8747.82	5831.86	14579.68	-12773.33	11549.85	-1223.48	7505.70	4843.53	12349.23	-11531.21	12538.18	1006.97
2	U Primary		117906												
	Total	405353	393431	8747.82	5831.86	14579.68	-12773.33	11549.85	-1223.48	7505.70	4843.53	12349.23	-11531.21	12538.18	1006.97

Date: \_\_\_\_\_  
Place: LUCKNOW

(Signature)  
  
Secretary of the Nodal Department  
Government of Uttar Pradesh

(Signature)  
  
Secretary of the Nodal Department  
Government of Uttar Pradesh

[Mid-Day Meal Scheme]  
Quarterly Progress Report

Table: QT-5

STATE: UTTAR PRADESH

Financial Year: 2018-19

Quarter: 3rd


Period: OCTOBER to DECEMBER 2018


Table: QT-5:UTILIZATION OF CENTRAL ASSISTANCE TOWARDS MME & TRANSPORTATION (PRY & UPRY)

Sl. No.	ITEMS	Allocation for the current FY	Opening Balance at the beginning of the Quarter	Central assistance received during the Qtr.	Expenditure during the Qtr.	Unspent Balance at the end of the Quarter [Col. 4+5-6]	Expenditure from State/UT own resources, if any
1	2	3	4	5	6	7	8
1	Management, Monitoring and Evaluation (MME)	2011.60	442.39038	1565.10	690.13	1317.35805	
2	Transport Assistance	2325.87	1504.67291	936.32	493.40	1947.59291	
	<b>Total</b>	<b>4337.47</b>	<b>1947.06329</b>	<b>2501.42000</b>	<b>1183.53233</b>	<b>3264.95096</b>	

Date: \_\_\_\_\_

Place:LUCKNOW

  
 (31501/2018)  
 प्रमुख, नोडल विभाग  
 उत्तर प्रदेश सरकार  
 लखनऊ

  
 (Signature)  
 Secretary of the Nodal Department  
 Government of Uttar Pradesh



[Mid-Day Meal Scheme]  
Quarterly Progress Report

Table: QT-6


STATE: UTTAR PRADESH  
Financial Year: 2018-19  
Quarter: 3rd  
Period: OCTOBER to DECEMBER 2018

Table: QT-6: UTILISATION OF CENTRAL ASSISTANCE TOWARDS CONSTRUCTION OF KITCHEN-CUM-STORES

Sl. No.	Years	PHYSICAL PROGRESS				FINANCIAL PROGRESS (Rs. in Lakhs)				PHYSICAL PROGRESS				FINANCIAL PROGRESS (Rs. in Lakhs)			
		Target (Units Sanctioned)	Constructed	In Progress	Not Started	Central	State	Expenditure	Target (Units Sanctioned)	Constructed	In Progress	Not Started	Central	State	Expenditure		
1	2006-07	13309	13119	0	0	7985.40000	0.00000	7869.89000	0	0	0	0.00000	0.00000	0.00000			
2	2007-08	35295	35205	0	0	20920.20000	0.00000	20862.25000	15805	15599	0	9483.00000	0.00000	9358.16000			
3	2008-09	17086	16455	0	0	10080.74000	0.00000	9708.45000	2792	2768	0	1650.83000	0.00000	1636.67000			
4	2009-10	1240	1225	0	0	731.60000	0.00000	722.75000	233	230	0	137.23000	0.00000	135.46000			
5	2010-11	18783	17191	0	3	11058.49125	3686.16375	13497.29000	2950	2950	0	1736.81250	578.93750	2315.75000			
6	2011-12	3353	3353	0	0	1974.07875	658.02625	2632.10500	2380	2331	0	1401.22500	467.07500	1829.83500			
7	2012-13	0	0	0	0	0.00000	0.00000	0.00000	0	0	0	0.00000	0.00000	0.00000			
8	2013-14	1481	840	0	0	944.13750	314.71250	714.00000	1649	1541	0	1051.23750	350.41250	1309.85000			
9	2014-15	0	0	0	0	0.00000	0.00000	0.00000	0	0	0	0.00000	0.00000	0.00000			
	<b>TOTAL</b>	<b>90547</b>	<b>87388</b>	<b>0</b>	<b>3</b>	<b>53694.64750</b>	<b>4658.90250</b>	<b>56006.73500</b>	<b>25809</b>	<b>25419</b>	<b>0</b>	<b>15460.33500</b>	<b>1396.42500</b>	<b>16585.72500</b>			

Total Central Share of Rs. 75000.66 Lac was Sanctioned by GoI for 122572 Unit of Kitchen-cum-store, Out of which Rs. 69154.98250 Lac of 116356 Kitchen-cum-store was released to districts. Balance amount of Central Share is with State.

Date: \_\_\_\_\_  
Place: LUCKNOW

  
 (Signature)  
 Secretary of the Nodal Department  
 Government of Uttar Pradesh

[Mid-Day Meal Scheme]  
Quarterly Progress Report

Table: QT-7

STATE: UTTAR PRADESH  
Financial Year: 2018-19  
Quarter: 3rd  
Period: OCTOBER to DECEMBER 2018

Table: QT-7: UTILISATION OF CENTRAL ASSISTANCE TOWARDS PROCUREMENT OF KITCHEN DEVICES

Sl. No	Years	PRIMARY				FINANCIAL PROGRESS (Rs. in lakhs)				UPPER PRIMARY				FINANCIAL PROGRESS (Rs. in lakhs)	
		Target Sanctioned	Procured	In Progress	Not Procured	Amount Sanctioned	Expenditure	Target Sanctioned	Procured	In Progress	Not Procured	Amount Sanctioned	Expenditure		
		3	4	5	6	7	8	9	10	11	12	13	14		
1	2006-07	29466	29466	0	0	1473.30	1473.30	0	0	0	0	0.00	0.00		
2	2007-08	47938	47938	0	0	2396.90	2396.90	20000	20000	0	0	1000.00	1000.00		
3	2008-09	25413	25413	0	0	1270.65	1270.65	21586	21586	0	0	1079.30	1079.30		
4	2009-10	0	0	0	0	0.00	0.00	0	0	0	0	0.00	0.00		
5	2010-11	0	0	0	0	0.00	0.00	0	0	0	0	0.00	0.00		
6	2011-12	13437	13078	0	359	671.85	653.90	0	0	0	0	0.00	0.00		
8	2012-13	9601	9079	0	522	480.05	453.95	0	0	0	0	0.00	0.00		
9	2013-14	0	0	0	0	0.00	0.00	0	0	0	0	0.00	0.00		
10	2014-15	10932	6509	0	4423	546.60	325.45	0	0	0	0	0.00	0.00		
11	2015-16	4502	2892	0	1610	225.10	144.60	0	0	0	0	0.00	0.00		
11	2012-13	9064	8445	0	619	453.20	422.25	0	0	0	0	0.00	0.00		
12	2013-14	0	0	0	0	0.00	0.00	0	0	0	0	0.00	0.00		
13	2014-15	34607	32408	0	2199	1730.35	1620.40	0	0	0	0	0.00	0.00		
14	2015-16	100732	86977	0	13755	5036.60	4348.85	0	0	0	0	0.00	0.00		
	<b>Total</b>	<b>285692</b>	<b>262205</b>	<b>0</b>	<b>23487</b>	<b>14284.60</b>	<b>13110.25</b>	<b>41586</b>	<b>41586</b>	<b>0</b>	<b>0</b>	<b>2079.30</b>	<b>2079.30</b>		

Date: \_\_\_\_\_  
Place: LUCKNOW

(Signature)  
Secretary  
Department of Education  
Government of Uttar Pradesh

(Signature)  
Secretary of the Nodal Department  
Government of Uttar Pradesh

[Mid-Day Meal Scheme]  
Quarterly Progress Report


Table - QT-8

STATE: UTTAR PRADESH  
Financial Year: 2018-19  
Quarter: 3rd  
Period: OCTOBER to DECEMBER 2018

Table: QT-8: Inspections Carried Out by State / UT official

Stage	No. of Institutions	No. of institutions inspected				Total covered till the end of Quarter	Total coverage in %	No. of Centralized Kitchen	No. Centralized kitchen inspected			Total coverage in %
		Till last Quarter	During the Quarter	Total covered till the end of Quarter	Total coverage in %				Till last Quarter	During the Quarter	Total covered till the end of Quarter	
1	2	3	4	5=(3+4)	6	7	8	9	10=(8+9)	11		
Primary	114460	145106	65663	210769	124.84	131	222	104	326	248.85		
Upper Primary	54372											
Total	168832	145106	65663	210769	124.84	131	222	104	326	248.85		

Date: \_\_\_\_\_  
Place: LUCKNOW

(Signature)  
  
 Nodal Officer  
 Government of Uttar Pradesh

(Signature)  
  
 Secretary of the Nodal Department  
 Government of Uttar Pradesh

[Mid-Day Meal Scheme]  
Quarterly Progress Report

Table: QT-9

STATE: UTTAR PRADESH  
Financial Year: 2018-19  
Quarter: 3rd  
Period: OCTOBER to DECEMBER 2018

Table: QT-9: School Health Programme - (Primary & Upper Primary)

Coverage under School Health Programme												
Stage	Health Check up carried out		Distribution of Iron Folic Acid Tablets		Distribution of De-worming Tablets		Visually Impaired		Weight Measurement		Measurement of Height	
	No. of Schools/ Centres	No. of Children	No. of Schools /Centres	No. of Children	No. of Schools /Centres	No. of Children	No. of Children with refractive error	No. of Children received spectacles	No. of Schools	No. of Children	No. of Schools	No. of Children
1	2	3	4	5	6	7	8	9	10	11	12	13
Primary+Upper Primary	128667	9137877	128667	9137877	128667	9137877	151675	123455	128667	9137877	128667	9137877

- Note :
1. The above information is received from the office of the National Rural Health Mission, UP.
  2. Eye checkup and Distribution of spectacles is done under National Programme for Control of Blindness, UP.
  3. The Programme is now in its second round of screening.

Date: \_\_\_\_\_  
Place:LUCKNOW

(Signature)  
Secretary of the Nodal Department  
Government of Uttar Pradesh

(Signature)  
Secretary of the Nodal Department  
Government of Uttar Pradesh

[Mid-Day Meal Scheme]  
Quarterly Progress Report

Table : QT-10

STATE: UTTAR PRADESH  
Financial Year: 2018-19  
Quarter: 3rd  
Period: OCTOBER to DECEMBER 2018

Table : QT-10: Monitoring and Evaluation [Primary + Upper Primary]

A. State Steering-cum-Monitoring Committee

1. Date of Constitution of SSMC: -
2. Whether meeting of SSMC held during the Quarter: -
3. If yes, -
  - (i) Whether representatives of MHRD attended the meeting
  - (ii) Whether representatives of MI attended the meeting
  - (iii) Gist of the important decisions
4. Date of last meeting prior to the one mentioned in (2): -

25-Jun-04
Yes
No
No
Minutes Attached
23.03.2018

B. No. of SMC meetings at District level

Quarter	Total No. of districts	No. of districts having SMCs	No. of Meetings held during quarter
1	2	3	4
2	75	75	Report not received
3			
4			

C. Major occurrences if any, related to food supply

Occurrence pending at the beginning of the Qtr.		Occurrence came to notice during the Qtr.					Occurrence attended during the Qtr.		Occurrence pending at the end of the Qtr.		
No. of Occ.	No. fell ill	No. died	No. of Occ.	No. fell ill	No. died	No. found actionable	No. found non-actionable	Total	No. of Occ.	No. fell ill	No. died
1	2	3	4	5	6	8	9	10	11	12	
Nil											

D. Cases of social/gender discrimination : Please give details of the incidents/ and action taken thereon. Nil

E. Impact/Evaluation Studies Commissioned, if any, during the Quarter

Institute /Agency to which Commissioned	Study for the period	Area where study would be carried out	Date when commissioned	Time Limit for Receipt of Report

F. Major Conclusions of Impact/Evaluation Study Reports Received, if any, during the Quarter

Months during which study carried out, and Date of Report	Gist of Findings	Action taken on the Findings

Date: \_\_\_\_\_  
Place: LUCKNOW

(Signature)  
Secretary of the Nodal Department  
Government of Uttar Pradesh

(अनुसूचित जाति)  
पाठक  
उत्तर प्रदेश सरकार

[Mid-Day Meal Scheme]  
Quarterly Progress Report

Table: QT-11

STATE: UTTAR PRADESH  
Financial Year: 2018-19  
Quarter: 3rd  
Period: OCTOBER to DECEMBER 2018

Table: QT-11: Availability of other Infrastructure [Primary + Upper Primary]

Total No. of Schools/Centres	Availability of Gas based cooking: No. of Schools/Centres			Availability of Toilet Facility: No. of Schools/Centres			Availability of Drinking water facility: No. of Schools/Centres		
	Till last Qtr.	Provided during the Qtr.	Till the end of the Qtr.	Till last Qtr.	Provided during the Qtr.	Till the end of the Qtr.	Till last Qtr.	Provided during the Qtr.	Till the end of the Qtr.
1	2	3	4	5	6	7	8	9	10
168832	163580	0	163580	167960	0	167960	168122	0	168122

Date: \_\_\_\_\_  
Place: LUCKNOW

(Signature)  
Secretary of the Nodal Department  
Government of Uttar Pradesh

(असुरक्षित)  
निर्देशक  
मध्याह्न भोजन अभियान  
उत्तर प्रदेश, लखनऊ।