

पत्रांक:म०मौ०प्रा०/२९६९/
दिनांक: १५-११-२०१३

प्रेषक,
सचिव,
बेसिक शिक्षा,
उ०प्र० शासन, लखनऊ।

सेवा में,
अपर सचिव,
भारत सरकार,
मानव संसाधन विकास मंत्रालय,
स्कूल शिक्षा एवं साक्षरता विभाग,
शास्त्री भवन, नई दिल्ली।

शिक्षा अनुभाग-६

लखनऊ

दिनांक १५-११-२०१३


विषय: वित्तीय वर्ष २०१३-१४ द्वितीय त्रैमास (जुलाई, २०१३ से सितम्बर, २०१३) की त्रैमासिक प्रगति आख्या प्रेषण के सम्बन्ध में।

महोदय,

मध्याह्न भोजन योजना से सम्बन्धित वित्तीय वर्ष २०१३-१४ द्वितीय त्रैमास (जुलाई, २०१३ से सितम्बर, २०१३) की त्रैमासिक प्रगति रिपोर्ट निर्धारित प्रारूप पर संलग्न कर प्रेषित है।

संलग्नक-उक्तवत्

भवदीय


(नीतीश्वर कुमार)
सचिव

[Mid-Day Meal Scheme]
Quarterly Progress Report

Table: QT-1

STATE: UTTAR PRADESH
Financial Year: 2013-14
Quarter: 2nd
Period: JULY to SEPTEMBER 2013

Table: QT-1: COVERAGE (Primary)

Sl. No.	Types of Schools/Centres	TARGET as per PAB-MDM approval			Total No. of existing schools as on date	Enrollment	Number of Children opted for MDM	ACHIEVEMENT						
		No. of Schools /Centres	No. of Children	No. of working days as per PAB Approval for FY				No. of Schools/Centres actually served	No. of meals served	No. of working days	Average number of children (=10/11)	% coverage against PAB approval (=12/4)	% coverage against enrollment (=12/7*100)	
1	Govt Schools	3	4	5	6	7	8	9	10	11	12	13	14	
1	Govt Schools	113624	8900000	243	115	17456	17456	176	584433	68	8595		49.24	
2	Local Body Schools	631	8900000	243	110804	13636842	13636842	109407	499582977	69	7240333		53.09	
3	Govt Aided Schools	631	8900000	243	1149	287549	287549	1107	9567363	69	138657	83.50	48.22	
4	EGS Centres	4			0	0	0	0	0	0	0		0.00	
5	AIE Centres	4			0	0	0	0	0	0	0		0.00	
6	Madarsa /Maqtabs	140			355	113427	113427	311	2834072	65	43601		38.44	
7	NCLP	0	0	0	0	0	0	0	0	0	0	0.00	0.00	
	Total	114399	8900000		112423	14055274	14055274	111001	512568845	69	7428534	83.47	52.85	

Date: 14-11-13
Place: LUCKNOW

(Signature)
Secretary of the Nodal Department
Government of Uttar Pradesh

[Mid-Day Meal Scheme]
Quarterly Progress Report

Table: QT-1A

STATE: UTTAR PRADESH

Financial Year: 2013-14

Quarter: 2nd

Period: JULY to SEPTEMBER 2013

Table: QT-1A: COVERAGE (Upper Primary)

Sl. No.	Types of Schools/Centres	TARGET as per MDM-PAB approval		No. of Children	No. of working days as per PAB Approval for FY	Total No. of existing schools as on date	Enrollment	Number of Children opted for MDM	No. of Schools/Centres actually served		No. of meals served	No. of working days	Average number of children (=12/13)	% coverage against PAB approval (=14/5)	% coverage against enrollment (=14/8*100)
		Upper Primary	Upper Primary with Primary classes						Upper Primary	Upper Primary with Primary classes					
1	Govt Schools	3	4	5	133	20123	20123	121	255658	42	12	13	14	15	
1	Govt Schools				243	482	88319	88319	328	129	2977765	69	43156		48.86
2	Local Body Schools				243	45165	3982541	3982541	29897	15969	143970573	69	2086530		52.39
3	Govt Aided Schools				243	7479	1856967	1856967	6088	935	56902864	68	836807	87.54	45.06
4	EGS Centres				243	0	0	0	0	0	0	0	0		0.00
5	AIE Centres				243	0	0	0	0	0	0	0	0		0.00
6	Madarsa /Maqtabs				243	128	28342	28342	14	103	638957	64	9984		35.23
7	NCLP				287	857	42163	42163	626	136	1206805	67	18012	78.62	42.72
	Total	55222		3422910		54111	5998332	5998332	36953	17272	205696964	69	2981115	87.09	49.70

Date: 14-11-13
Place: LUCKNOW

(Signature)
Secretary of the Nodal Department
Government of Uttar Pradesh

[Mid-Day Meal Scheme]
Quarterly Progress Report

Table: QT-2

STATE: UTTAR PRADESH

Financial Year: 2013-14

Quarter: IInd

Period: July to September, 2013

Table: QT-2: UTILISATION OF FOODGRAINS (PRY & U PRY)

Sl. No.	Foodgrains	PRIMARY								UPPER PRIMARY			
		Annual Allocation	Allocation for the current Qtr.	Opening Balance at the Starting of the Qtr.	Lifted from FCI during the Qtr	Aggregate quantity Consumed at School level	Balance* at the end of the Qtr (col.5+6-7)	Annual Allocation	Allocation for the current Quarter	Opening Balance at the Starting of the Qtr.	Lifted from FCI during the Qtr	Aggregate quantity Consumed at School level	Balance* Stock at the end of Qtr (col.11+12-13)
1	2	3	4	5	6	7	8	9	10	11	12	13	14
1	Rice	142738.20	41580.00	21717.38	41387.80	34117.99	28987.19	82444.74	23856.66	7961.87	23240.95	20331.99	10870.83
2	Wheat	73531.80	21420.00	13609.27	20923.00	17142.92	17389.35	42471.54	12289.79	4488.61	11944.91	10344.05	6089.47
	Total	216270.00	63000.00	35326.65	62310.80	51260.91	46376.54	124916.28	36146.45	12450.48	35185.86	30676.04	16960.30

*: includes unspent balance at State, District, Block and school/cooking agencies level at the end of quarter.

(Signature)
NIL

Date: 14-11-2013
Place: _____

Secretary of the Nodal Department
Government/UT Administration of _____

[Mid-Day Meal Scheme]
Quarterly Progress Report

Table: QT-2A

STATE: UTTAR PRADESH

Financial Year: 2013-14

Quarter: IInd

Period: July to September, 2013

Table: QT-2A: STATUS OF PAYMENT OF COST OF FOOD GRAINS TO FCI

Stage	Foodgrain allocated for the quarter(in MTs)	Funds Released by GOI (Rs. in lakh)	Foodgrain lifted during the quarter	Bill raised by FCI		Payment to FCI	
				Qty (in MT)	Amount (Rs in Lakhs)	Qty (in MT)	Amount (Rs in Lakhs)
1	2	3	4	5	6	7	8
Primary	99146.45	0	97496.66	51829.13	3145.54	12242.44	1064.14
Upper Primary							
Total	99146.45	0	97496.66	51829.13	3145.54	12242.44	1064.14

Date: 14-11-2013

Place: _____

(Signature)

Secretary of the Nodal Department
Government/UT Administration of _____

[Mid-Day Meal Scheme]
Quarterly Progress Report

Table: QT-3

STATE: UTTAR PRADESH

Financial Year: 2013-14

Quarter: IInd

Period: July to September, 2013

Table: QT-3: UTILISATION OF CENTRAL ASSISTANCE TOWARDS COOKING COST (PRY & U PRY)

Sl. No.	Stage	Allocation for the current FY			Opening Balance at the beginning of the Quarter			Cooking assistance released during the Qtr.			Cooking cost expenditure during the Qtr. (Note: 2)			Unspent Balance at the end of the Quarter [Col. 8+11-14]		
		Central Share	State Share	Total	Central share	State Share	Total	Central share	State Share	Total	Central share	State Share	Total	Central share	State Share	Total
1	Primary	53514.81	17736.81	71251.62	13768.84	13001.74	26770.58	0.00	0.00	0.00	12728.17	4242.72	16970.89	1040.67	8759.02	9799.69
2	Upper Primary	30800.46	10261.33	41061.79	12340.40	3332.06	15672.46	0.00	0.00	0.00	7635.98	2545.33	10181.31	4704.42	786.73	5491.15
	Total	84315.27	27998.14	112313.41	26109.24	16333.80	42443.04	0.00	0.00	0.00	20364.15	6788.05	27152.20	5745.09	9545.75	15290.84

Note 1: Includes Central Assistance & State Contribution, both in terms of funds and monetary value of the commodities supplied by the State/UT and remain unspent at State, District, Block, Village/Panchayat & School/cooking agency levels.

Note 2: It is only the actual expenditure at the school level including monetary value of the commodities supplied by the State/UT and consumed at schools/cooking agencies level. It does not include the unspent balance at the schools/cooking agencies level.

NIC
(Signature)

Secretary of the Nodal Department
Government/UT Administration of _____

Date: 14-11-2013
Place: _____

[Mid-Day Meal Scheme]
Quarterly Progress Report

Table: QT-4

STATE: UTTAR PRADESH

Financial Year: 2013-14

Quarter: IInd

Period: July to September, 2013

Table: QT-4:UTILIZATION OF CENTRAL ASSISTANCE TOWARDS COOK-CUM-HELPER

Sl. No.	Stage	Total No. of cook-cum-helpers approved	No. of cook-cum-helpers working during the Qtr.	Funds released during the quarter			Opening Balance in the beginning of the quarter			Expenditure			Unspent Balance at the end of the quarter		
				Central share	State Share	Total	Central share	State Share	Total	Central share	State Share	Total	Central share	State Share	Total
1	2	3	4	5	6	7	8	9	10	11	12	13	14	15	16
1	Primary	309810	280156	0	0	0	-3699.59	12966.9	9267.311	5926.07	1975.36	7901.43	-9625.66	10991.54	1365.88
2	U Primary	124222	115936												
	Total	434032	396092	0	0	0	-3699.59	12966.9	9267.311	5926.07	1975.36	7901.43	-9625.66	10991.54	1365.881

Date: 14-11-2013
Place: _____

(Signature) NK
Secretary of the Nodal Department
Government/UT Administration of _____

[Mid-Day Meal Scheme]
Quarterly Progress Report

Table: QT-5

STATE: UTTAR PRADESH

Financial Year: 2013-14

Quarter: IInd

Period: July to September, 2013

Table: QT-5: UTILIZATION OF CENTRAL ASSISTANCE TOWARDS MME & TRANSPORTATION (PRY & UPRY)

Sl. No.	ITEMS	Allocation for the current FY	Opening Balance at the beginning of the Quarter	Central assistance received during the Qtr.	Expenditure during the Qtr.	Unspent Balance at the end of the Quarter [Col. 4+5-6]	Expenditure from State/UT own resources, if any
1	2	3	4	5	6	7	8
1	Management, Monitoring and Evaluation (MME)	2478.84	828.76	0	228.0656	600.6944	
2	Transport Assistance	2558.91	121.48	0	49.66	71.82	
	Total	5037.75	950.24	0	277.7256	672.5144	

Date: 14-11-2013
 Place: _____

NIC
 (Signature)
 Secretary of the Nodal Department
 Government/UT Administration of _____

[Mid-Day Meal Scheme]
Quarterly Progress Report

Table: QT-6

STATE: UTTAR PRADESH

Financial Year: 2013-14

Quarter: IInd

Period: July to September, 2013

Table: QT-6: UTILISATION OF CENTRAL ASSISTANCE TOWARDS CONSTRUCTION OF KITCHEN-CUM-STORES

Sl. No.	Years	PRIMARY				UPPER PRIMARY							
		PHYSICAL PROGRESS		FINANCIAL PROGRESS (Rs. in Lakhs)		PHYSICAL PROGRESS		FINANCIAL PROGRESS (Rs. in Lakhs)					
	Target (Units Sanctioned)	Constructed	In Progress	Not Started	Amount Sanctioned	Expenditure	Target (Units Sanctioned)	Constructed	In Progress	Not Started	Amount Sanctioned	Expenditure	
	3	4	5	6	7	8	9	10	11	12	13	14	
1	2	3	4	5	6	7	8	9	10	11	12	13	14
1	2006-07	13117	13119	0	0	787010000	786651000	0	0	0	0	0	0
2	2007-08	33014	33019	0	3	1957458500	1956992500	15557	15556	0	3	933385000	932058000
3	2008-09	15185	15185	0	0	895915000	895915000	2670	2666	0	4	157885000	157649000
4	2009-10	4728	4724	0	4	278947000	278711000	434	434	0	0	25617625	25617625
5	2010-11	17160	17073	69	18	1010295350	1005173225	2891	2887	4	0	170207725	169972475
6	2011-12	3353	3316	22	15	200999275	200414831	2358	2198	72	88	135235900	127606682
	Total	86557	86436	91	40	5130625125	5123857556	23910	23741	76	95	1422331250	1412903782

Date: 14-11-2013
Place: _____

(Signature)
Secretary of the Nodal Department
Government/UT Administration of _____

[Mid-Day Meal Scheme]
Quarterly Progress Report

Table: QT-7

STATE: UTTAR PRADESH

Financial Year: 2013-14

Quarter: IInd

Period: July to September, 2013

Table: QT-7: UTILISATION OF CENTRAL ASSISTANCE TOWARDS PROCUREMENT OF KITCHEN DEVICES

Sl. No.	Years	PRIMARY				UPPER PRIMARY							
		No. of Schools /Centres				FINANCIAL PROGRESS (Rs. in lakhs)							
		Target (Units Sanctioned)	Procured	In Progress	Not Procured	Amount Sanctioned	Expenditure	Target (Units Sanctioned)	Procured	In Progress	Not Procured	Amount Sanctioned	Expenditure
1	2	3	4	5	6	7	8	9	10	11	12	13	14
1	2006-07	29466	29030	436	-	1473.30	1451.50	0	0	0	0	0.00	0.00
2	2007-08	47938	47270	668	-	2396.90	2363.50	20000	19932	68	-	1000.00	996.60
3	2008-09	25413	25359	54	-	1270.65	1267.95	21586	21133	453	-	1079.30	1056.65
4	2009-10	-	-	-	-	-	-	-	-	-	-	-	-
5	2010-11	-	-	-	-	-	-	-	-	-	-	-	-
	Total	102817	101659	1158	0	5140.85	5082.95	41586	41065	521	0	2079.30	2053.25

Sl. No.	Years	PRIMARY+UPPER PRIMARY				FINANCIAL PROGRESS	
		No. of Schools /Centres				Amount	Expenditure
		Target	Procured	In Progress	Not Procured	Amount	Expenditure
1	2	3	4	5	6	7	8
6	2011-12	15033	14674	0	359	751.65	733.70
7	2012-13	9064	7242	0	1822	453.50	362.10
8	2012-13	9970	6799	0	3171	498.50	339.95
	Total	34067	28715	0	5352	1703.65	1435.75

Note 1: Out of 359 Units in Col:6, 18 Laps and 241 Surrender in FY 2011-12

Note 2: Out of 4993 Units in Col:6 316 Units (11 Units in SHAMLI, 34 Units in District KHERI, 101 Units in HAPUR and 170 Units in District SULTANPUR) Surrendered in FY 2012-13

For Replacement of Year 2006-07

Date: 14-11-2013
Place: LUCKNOW

(Signature)
Secretary of the Nodal Department
Government of Uttar Pradesh

[Mid-Day Meal Scheme]
Quarterly Progress Report

Table - QT-8

STATE: UTTAR PRADESH
Financial Year: 2013-14
Quarter: IInd
Period: July to September, 2013

Table: QT-8: Inspections Carried Out by State / UT official

Stage	No. of Institutions	No. of institutions inspected				No. of Centralized Kitchen	No. Centralized Kitchen inspected			
		Till last Quarter	During the Quarter	Total covered till the end of Quarter	Total coverage in %		Till last Quarter	During the Quarter	Total covered till the end of Quarter	Total coverage in %
1	2	3	4	5=(3+4)	6	7	8	9	10=(8+9)	11
Primary	112423	42520	104451	146971	130.73	171	170	229	399	233
Upper Primary	54111	15518	35498	51016	94.28					
Total	166534	58038	139949	197987	225.01	171	170	229	399	233

Date: 19-11-2013
Place: _____

(Signature) NK
Secretary of the Nodal Department
Government/UT Administration of _____

[Mid-Day Meal Scheme]
Quarterly Progress Report

Table: QT-9

STATE: UTTAR PRADESH

Financial Year: 2013-14

Quarter: IInd


Period: July to September, 2013

Table: QT-9: School Health Programme - (Primary & Upper Primary)

Coverage under School Health Programme													
Stage	Health Check up carried out			Distribution of Iron Folic Acid Tablets		Distribution of De-worming Tablets		Visually Impaired		Weight Measurement		Measurement of Height	
	No. of Schools/Centers	No. of Children	No. of Schools /Centres	No. of Children	No. of Schools /Centres	No. of Children	No. of Children with refractive error	No. of Children received spectacles	No. of Schools	No. of Children	No. of Schools	No. of Children	
1	2	3	4	5	6	7	8	9	10	11	12	13	
Primary+Upper Primary	151000	7527000	151000	7263000	151000	6455000	99499	15994	151000	7527000	151000	7527000	

Note: The above information has been obtained from the office of National Rural Health Mission, U.P.

Date: 14-11-2013
Place: _____


 (Signature)
 Secretary of the Nodal Department
 Government/UT Administration of _____

[Mid-Day Meal Scheme]
Quarterly Progress Report

Table : QT-10

STATE: UTTAR PRADESH
Financial Year: 2013-14
Quarter: IInd
Period: July to September, 2013

Table: QT-10: Monitoring and Evaluation [Primary + Upper Primary]

A. State Steering-cum-Monitoring Committee

1. Date of Constitution of SSMC :-	25-Jun-04
2. Whether meeting of SSMC held during the Quarter :-	No
3. If yes, :-	No
(i) Whether representatives of MHRD attended the meeting	No
ii) Whether representatives of MI attended the meeting	No
iii) Gist of the important decisions	
4. Date of last meeting prior to the one mentioned in (2): -	10-01-2012

B. No. of SMC meetings at District level

Quarter	Total No. of districts	No. of districts having SMCs	No. of Meetings held during quarter
1	2	3	4
2	75	75	225
3			
4			

C. Major occurrences if any, related to food supply

Occurrence pending at the beginning of the Qtr.		Occurrence came to notice during the Qtr.		Occurrence attended during the Qtr.			Occurrence pending at the end of the Qtr.				
No. of Occ.	No. fell ill	No. died	No. of Occ.	No. fell ill	No. found actionable	No. found non-	Total	No. of Occ.	No. fell ill	No. died	
1	2	3	4	5	6	7	8	9	10	11	12
Nil											

D. Cases of social/gender discrimination : Please give details of the incidents and action taken thereon. Nil

E. Impact/Evaluation Studies Commissioned, if any, during the Quarter

Institute /Agency to which Commissioned	Study for the period	Area where study would be carried out	Date when commissioned	Time Limit for Receipt of Report
IM Lucknow	2012-13	8	1. Allahabad, 2. Varanasi, 3. Kanpur Nagar, 4. Mathura, 5. G.B. Nagar, 6. Balrampur, 7. Hathras, 8. Shahjahanpur	6 Months
IEDUP Lucknow	2012-13	20	1. Faizabad, 2. Itawah, 3. Ambedkar Nagar, 4. Ballia, 5. Azamgarh, 6. Bahraich, 7. Jaunpur, 8. Badaun, 9. Kheri, 10. Basti, 11. Fatehpur, 12. Kushinagar, 13. Deoria, 14. Shravasti, 15. Mainpuri, 16. Mahraganj, 17. Agra, 18. Pilibhit, 19. Rae Bareilly, 20. Sambhal, 2. Shamli, 3. Hapur, 4. Unao, 5. Pratapgarh, 6. Farkkhabad, 7. Barabanki	Draft report presented in April, 2013, final report will be submitted in august, 2013 6 Months
GBP Social Science Institute, Allahabad	2012-13	7		6 Months

E. Major Conclusions of Impact/Evaluation Study Reports Received, if any, during the Quarter

Months during which study carried out, and Date of Report	Gist of Findings	Action taken on the Findings
Study was carried out in the month of dec. to april, 2013 while final report was submitted in the month of august 2013	Attached	

Date: **14-11-2013**
Place: LUCKNOW

(Signature)
Secretary of the Nodal Department
Government of Uttar Pradesh

Gist of findings

- Management information System (MIS) should be developed and should be integrated with SMS services from the school to avoid the problems of inaccurate information or delayed response.
- Institutional connections of LPG should be given to the schools. The difference in LPG Cylinder Colour and Size will certainly check the mishappenings.
- The government should either scout for large NGOs or shift the MDM activities to the schools with proper arrangement of manpower.
- A Mid Day Meal Menu Book should be prepared based on nutritional guidelines, diversity in food, taste and preference of the students.
- MDM has played an important role in retention of students in schools and in completion of their primary education.
- Rural educated youth should be involved as Field Coordinators from the local areas, who can coordinate between Gram Pradhan and School Teachers on a cluster of 4-5 schools. These field coordinators will be responsible for making all logistics arrangement and record keeping related to MDM and will supervise the cooks-cum-helpers.
- Local catering/hotel management and other institutions should be engaged for delivering training to the Mid-day Meal Cooks-cum-Helpers. These institutions should be requested to design a Special Certificate Course for Mid-Day Meal Cooks-cum-Helpers.
- There is a need to link wages of the cook to price index so that the cooks continues to provide good services. Depending on the budget, the real wages can be improved by 5% every year for the cooks.
- One time payment of Rs. 5000 per school for purchasing and maintaining kitchen devices such as cooking chulha, utensils, food storage containers and serving plates are not sufficient as reported by most of the schools.
- A Model of Public-Private Partnership should be developed for establishment of central kitchen by involving corporate sector particularly catering, hotels and hospitality sector.
- Proper promotional strategy and media targeting need to be done for better coverage and media reach.
- Comprehensive, periodical and systematic orientation is mandatory to sensitize all stakeholders in order to understand this scheme well.
- There should be provision of MDM cell at each block level (Block coordinator and computer operator) to facilitate and run the scheme properly.
- Each school should be subjected to social auditing once in two years.
- IVRS system may be extended to other reporting like menu served/status of kitchen cum store/cook honorarium status/raw material availability etc for the further improvement of the scheme.
- It is also suggested that the present system of provision of food grain from the central government may be modified to provision of extra cost of food grain which may either be added to the conversion cost or may be provided separately in the name of food grain. This system will reduce the lengthy chain of supply of food grain from the central government to the school level.

[Mid-Day Meal Scheme]
Quarterly Progress Report

Table: QT-11

STATE: UTTAR PRADESH

Financial Year: 2013-14


Quarter: IInd

Period: July to September, 2013

Table: QT-11: Availability of other Infrastructure [Primary + Upper Primary]

Total No. of Schools/Centres	Availability of Gas based cooking: No. of Schools/Centres			Availability of Toilet Facility: No. of Schools/Centres			Availability of Drinking water facility: No. of Schools/Centres		
	Till last Qtr.	Provided during the Qtr.	Till the end of the Qtr.	Till last Qtr.	Provided during the Qtr.	Till the end of the Qtr.	Till last Qtr.	Provided during the Qtr.	Till the end of the Qtr.
1	2	3	4	5	6	7	8	9	10
169621	97927	282	98209	151355	0	151355	154012	0	154012

Date: 19-11-2013
 Place: _____


 (Signature)
 Secretary of the Nodal Department
 Government/UT Administration of _____