

संख्या: प्र. शी. प्र. / 1165 / 2013-14

प्रेषक,

प्रमुख सचिव,
बेसिक शिक्षा,
उ०प्र० शासन, लखनऊ।

सेवा में,

संयुक्त सचिव,
भारत सरकार
मानव संसाधन विकास मंत्रालय,
स्कूल शिक्षा एवं साक्षरता विभाग,
शास्त्री भवन, नई दिल्ली।

शिक्षा (6) अनुभाग

लखनऊ

दिनांक 29-05-2013

विषय: वित्तीय वर्ष 2012-13 की चतुर्थ त्रैमास की प्रगति आख्या जनवरी से मार्च, 2013 के प्रेषण के सम्बन्ध में।

महोदय,

उपर्युक्त विषयक मध्याह्न भोजन योजना से सम्बन्धित चतुर्थ त्रैमास (जनवरी से मार्च, 2013) की त्रैमासिक प्रगति रिपोर्ट निर्धारित प्रारूप पर संलग्न कर प्रेषित है।

संलग्नक—उक्तवत्।

भवदीय,

29/5/13
(सुनील कुमार)
प्रमुख सचिव

[Mid-Day Meal Scheme]
Quarterly Progress Report


Table: QT-1


STATE: UTTAR PRADESH
Financial Year: 2012-13
Quarter: 4th
Period: JAN-MAR

Table: QT-1: COVERAGE (Primary)

Sl. No.	Types of Schools/Centres	TARGET as per PAB-MDM approval			Total No. of existing schools as on date	Enrollment	Number of Children opted for MDM	ACHIEVEMENT					
		No. of Schools /Centres	No. of Children	No. of working days as per PAB Approval for FY				No. of Schools/Centres actually served	No. of meals served	No. of working days	Average number of children (=10/11)	% coverage against PAB approval (=12/4)	% coverage against enrollment (=127*100)
1	2	3	4	5	6	7	8	9	10	11	12	13	14
1	Govt Schools	113977	9000000	234	143	28244	28244	136	771647	56	13779	84.88	48.79
2	Local Body Schools				108963	13637262	13637262	107892	431143373	58	7433506		54.51
3	Govt Aided Schools	366	9000000	234	1140	278133	278133	1059	7971717	56	142352	84.88	51.18
4	EGS Centres				0	0	0	0	0	0	0		0.00
5	AIE Centres	334	9000000	234	4	110	110	4	6010	57	105	84.88	95.45
6	Madarsa /Maqalabs				323	106581	106581	285	2807282	57	49251		46.21
7	NCLP	1430	42519	312	307	15166	15166	206	317463	51	6225	14.64	41.05
	Total	116107	9042519		110880	14065496	14065496	109582	443017492	58	7638233	84.47	54.30

Date: _____
Place: LUCKNOW


 (Secretary, Government of Uttar Pradesh)
 शासन, उत्तर प्रदेश
 शासक, उत्तर प्रदेश
 शासक, उत्तर प्रदेश


 (Signature)
 Secretary of the Nodal Department
 Government of Uttar Pradesh
 (Secretary, Government of Uttar Pradesh)
 शासन, उत्तर प्रदेश
 शासक, उत्तर प्रदेश
 शासक, उत्तर प्रदेश

[Mid-Day Meal Scheme]
Quarterly Progress Report


Table: QT-1A


STATE: UTTAR PRADESH
Financial Year: 2012-13
Quarter: 4th
Period: JAN-MAR

Table: QT-1A: COVERAGE (Upper Primary)

Sl. No.	Types of Schools/Centres	TARGET as per MIDM-PAB approval				ACHIEVEMENT									
		No. of Schools /Centres		No. of Children	No. of working days as per PAB Approval for FY	Total No. of existing schools as on date	Enrollment	Number of Children opted for MDM	No. of Schools/Centres actually served		No. of meals served	No. of working days	Average number of children (=12/13)	% coverage against PAB approval (=14/5)	% coverage against enrollment (=14/8*100)
Upper Primary	Upper Primary with Primary classes	Upper Primary	Upper Primary with Primary classes						Upper Primary	Upper Primary with Primary classes					
1	2	3	4	5	6	7	8	9	10	11	12	13	14	15	
1	Govt Schools				234	458	84035	84035	322	104	2168832	56	38729		46.09
2	Local Body Schools		53270		234	44987	3968103	3968103	29322	15552	124007880	58	2138067		53.88
3	Govt Aided Schools				234	7405	1814521	1814521	6418	574	47604953	55	865545		47.70
4	EGS Centres			3400000	234	0	0	0	0	0	0	0	0	90.17	0.00
5	AIE Centres		0		234	0	0	0	0	0	0	0	0	0.00	0.00
6	Madarsa /Madqabs		229		234	110	25869	25869	16	94	592757	57	10399		40.20
7	NCLP		-		312	469	22273	22273	428	41	764440	58	13180		59.17
	Total		53499	3400000		53429	5914801	5914801	36506	16365	175138862	57	3072612	90.37	51.95

Date: _____
Place: LUCKNOW


(सुरेश कुमार तिवारी)
सचिव, शिक्षण
महानगर शिक्षण विभाग
उ.प्र. शासन


(Signature)
Secretary of the Nodal Department
Government of Uttar Pradesh

[Mid-Day Meal Scheme]
Quarterly Progress Report

Table: QT-2

STATE: UTTAR PRADESH
Financial Year: 2012-13
Quarter: 4th
Period: JAN-MAR

Table: QT-2: UTILISATION OF FOODGRAINS (PRY & U PRY)

Sl. No.	Foodgrains	PRIMARY							UPPER PRIMARY					
		Annual Allocation	Allocation for the current Qtr.	Opening Balance at the Starting of the Qtr.	Lifted from FCI during the Qtr	Aggregate quantity Consumed at School level	Balance* Stock at the end of the Qtr (col.5+6-7)	Annual Allocation	Allocation for the current Quarter	Opening Balance at the Starting of the Qtr.	Lifted from FCI during the Qtr	Aggregate quantity Consumed at School level	Balance* Stock at the end of Qtr (col.11+12-13)	
1	2	3	4	5	6	7	8	9	10	11	12	13	14	
1	Rice	140407.02	28816.85	21612.65	28511.28	29705.70	20418.23	80890.64	16020.37	8527.59	15780.89	17483.53	6824.95	
2	Wheat	70192.98	14153.22	13641.48	14085.13	14737.08	12989.53	40439.25	8095.04	4750.05	7975.85	8764.26	3961.64	
	Total	210600.00	42970.07	35254.12	42596.41	44442.78	33407.75	121329.89	24115.41	13277.64	23756.75	26247.79	10786.59	

* Includes unspent balance at State, District, Block and school/cooking agencies level at the end of quarter.

Date: _____
Place: LUCKNOW

(Signature)
Secretary of the Nodal Department
Government of Uttar Pradesh
(उत्तर प्रदेश)
मुख्य सचिव
श्रीमद् विश्व विद्यापीठ
गो. नं. लखनौ

[Mid-Day Meal Scheme]
Quarterly Progress Report

Table: QT-2A

STATE: UTTAR PRADESH

Financial Year: 2012-13


Quarter: 4th

Period: JAN-MAR

Table: QT-2A: STATUS OF PAYMENT OF COST OF FOOD GRAINS TO FCI

Stage	Foodgrain allocated for the quarter(in MTs)	Funds Released by GOI (Rs. in lakh)	Foodgrain lifted during the quarter	Bill raised by FCI		Payment to FCI	
				Qty (in MT)	Amount (Rs in Lakhs)	Qty (in MT)	Amount (Rs in Lakhs)
1	2	3	4	5	6	7	8
Primary + Upper Primary	67085.48	9071.76	66353.14	202648.20	8046.77	239678.83	10721.17

Date: _____
Place: Lucknow


(**SECRETARY**)
SECRETARY OF THE NODAL DEPARTMENT
GOVT. OF UTTAR PRADESH

(Signature)
Secretary of the Nodal Department
Government of Uttar Pradesh



[Mid-Day Meal Scheme]
Quarterly Progress Report


Table: QT-3


STATE: UTTAR PRADESH
Financial Year: 2012-13
Quarter: 4th
Period: JAN-MAR

Table: QT-3: UTILISATION OF CENTRAL ASSISTANCE TOWARDS COOKING COST (PRY & U PRY)

Sl. No.	Stage	Allocation for the current FY			Opening Balance at the beginning of the Quarter			Cooking assistance released during the Qtr.			Cooking cost expenditure during the Qtr. (Note: 2)			Unspent Balance at the end of the Quarter [Col. 8+11-14] (Note: 7)		
		Central Share	State Share	Total	Central share	State Share	Total	Central share	State Share	Total	Central share	State Share	Total	Central share	State Share	Total
1	2	3	4	5	6	7	8	9	10	11	12	13	14	15	16	17
1	Primary	49069.80	16426.80	65496.60	9327.61	11503.85	20831.46	9579.86	3193.13	12772.99	10452.52	3484.17	13936.69	8454.96	11212.81	19667.76
2	Upper Primary	28229.43	9382.84	37612.27	7656.50	2666.42	10322.91	7779.76	1705.12	9484.88	6376.68	2125.56	8502.24	9061.58	2245.98	11307.55
	Total	77299.23	25809.64	103108.87	16986.11	14170.26	31156.37	17359.62	4898.25	22257.87	16829.20	5609.73	22438.93	17516.53	13458.78	30975.31

Date: _____
Place: LUCKNOW


 (सुरेश कुमार त्रिपाठी)
 सचिव निदेशक
 मध्याह्न भोजन प्राधिकरण
 ८० १० लखनऊ


 (Signature)
 Secretary of the Nodal Department
 Government of Uttar Pradesh
 (सुरेश कुमार)
 मुख्य सचिव
 शैक्षिक शिवालय विभाग
 ८० १० लखनऊ

[Mid-Day Meal Scheme]
Quarterly Progress Report

Table: QT-4

STATE: UTTAR PRADESH

Financial Year: 2012-13

Quarter: 4th

Period: JAN-MAR

Table: QT-4: UTILIZATION OF CENTRAL ASSISTANCE TOWARDS COOK-CUM-HELPER

Sl. No.	Stage	Total No. of cook-cum-helpers approved	No. of cook-cum-helpers working during the Qtr.	Funds released during the quarter			Opening Balance in the beginning of the quarter			Expenditure			Unspent Balance at the end of the quarter		
				Central share	State Share	Total	Central share	State Share	Total	Central share	State Share	Total	Central share	State Share	Total
1	2	3	4	5	6	7	8	9	10	11	12	13	14	15	16
1	Primary	309810	276483	10958.8313	5910.1	16868.93	-13856.1	7649.703	-6206.4	6011.318	2003.773	8015.09	-8908.59	11556.03	2647.444
2	U Primary	124222	113698												
	Total	434032	390181	10958.8313	5910.1	16868.93	-13856.1	7649.703	-6206.4	6011.318	2003.773	8015.09	-8908.59	11556.03	2647.444

Date: _____

Place: LUCKNOW

(Signature)
(Secretary)

Secretary of the Nodal Department
Government of Uttar Pradesh

(Signature)

Secretary of the Nodal Department
Government of Uttar Pradesh

[Mid-Day Meal Scheme]
Quarterly Progress Report

Table: QT-5

STATE: UTTAR PRADESH

Financial Year: 2012-13

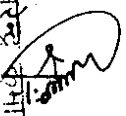
Quarter: 4th


Period: JAN-MAR

Table: QT-5:UTILIZATION OF CENTRAL ASSISTANCE TOWARDS MME & TRANSPORTATION (PRY & UPRY)

Sl. No.	ITEMS	Allocation for the current FY	Opening Balance at the beginning of the Quarter	Central assistance received during the Qtr.	Expenditure during the Qtr.	Unspent Balance at the end of the Quarter [Col. 4+5-6]	Expenditure from State/UT own resources, if any
	2	3	4	5	6	7	8
1	Management, Monitoring and Evaluation (MME)	2327.82	194.80	1027.82	1214.32	8.30	
2	Transport Assistance	2489.47	209.11	1194.41	1621.67	-218.15	
	Total	4817.29	403.91	2222.23	2835.99	-209.85	

Date: _____
Place:LUCKNOW


 (सचिव नोडल विभाग)
 नोडल विभाग
 भारतीय भोजन प्रविधिकरण
 रा. प्र. वि. बल्लभपुर


 (Signature)
 Secretary of the Nodal Department
 Government of Uttar Pradesh

(सचिव विभाग)
 नोडल विभाग
 भारतीय भोजन प्रविधिकरण
 रा. प्र. वि. बल्लभपुर

[Mid-Day Meal Scheme]
Quarterly Progress Report

Table: QT-6

STATE: UTTAR PRADESH
Financial Year: 2012-13
Quarter: 4th
Period: JAN-MAR

Table: QT-6: UTILISATION OF CENTRAL ASSISTANCE TOWARDS CONSTRUCTION OF KITCHEN-CUM-STORES

Sl. No.	Years	PHYSICAL PROGRESS				FINANCIAL PROGRESS (Rs. in Lakhs)		PHYSICAL PROGRESS				FINANCIAL PROGRESS (Rs. in Lakhs)	
		Target (Units Sanctioned)	Constructed	In Progress	Not Started	Amount Sanctioned	Expenditure	Target (Units Sanctioned)	Constructed	In Progress	Not Started	Amount Sanctioned	Expenditure
1	2006-07	13117	13119	0	0	787010000	786651000	0	0	0	0	0	0
2	2007-08	33014	33013	0	3	1957488700	1957022200	15557	15556	0	3	933385000	932058000
3	2008-09	15185	15185	0	0	895896250	895896250	2670	2666	0	4	157873500	157637500
4	2009-10	4728	4724	0	4	278947000	278710000	434	434	0	0	25617625	25617625
5	2010-11	17160	17109	69	18	1010296000	962587625	2891	2887	4	0	170207975	170482975
6	2011-12	3353	3298	40	15	200999275	200047463	2358	2153	113	103	135236150	130383182
	Total	86557	86448	109	40	5130637225	5080915538	23910	23696	117	110	1422320250	1416179282

Date: _____
Place: LUCKNOW



(प्रमुख कुम्हार विभाग)
उत्तर प्रदेश
आवास एवं भवन विभाग
भारत सरकार

(Signature)
Secretary of the Nodal Department
Government of Uttar Pradesh

(प्रमुख कुम्हार विभाग)
उत्तर प्रदेश
आवास एवं भवन विभाग
भारत सरकार

[Mid-Day Meal Scheme]
Quarterly Progress Report

Table: QT-7

STATE: UTTAR PRADESH
Financial Year: 2012-13
Quarter: 4th
Period: JAN-MAR

Table: QT-7: UTILISATION OF CENTRAL ASSISTANCE TOWARDS PROCUREMENT OF KITCHEN DEVICES

Sl. No.	Years	PRIMARY				UPPER PRIMARY							
		Target (Units Sanctioned)	Procured	In Progress	Not Procured	Target (Units Sanctioned)	Procured	In Progress	Not Procured				
1	2	3	4	5	6	7	8	9	10	11	12	13	14
1	2006-07	29466	29030	436	-	1473.30	1451.50	0	0	0	0	0.00	0.00
2	2007-08	47938	47270	668	-	2396.90	2363.50	20000	19932	68	-	1000.00	996.60
3	2008-09	25413	25359	54	-	1270.65	1267.95	21586	21133	453	-	1079.30	1056.65
4	2009-10	-	-	-	-	-	-	-	-	-	-	-	-
5	2010-11	-	-	-	-	-	-	-	-	-	-	-	-
	Total	102817	101659	1158	0	5140.85	5082.95	41586	41065	521	0	2079.30	2053.25

Sl. No.	Years	PRIMARY+UPPER PRIMARY				FINANCIAL PROGRESS			
		Target	Procured	In Progress	Not Procured	Amount	Expenditure	Amount	Expenditure
1	2	3	4	5	6	7	8	9	10
6	2011-12	15033	14674	0	359	751.65	733.70	0	0
7	2012-13	9064	260	0	8804	453.20	13.00	0	0
8	2012-13	9970	958	0	9012	498.50	47.90	0	0
	Total	34067	15892	0	18175	1703.35	794.6	0	0

Note 1: Out of 359 Units in Col:6, 18 Laps and 241 Surrender in FY 2011-12
Note 2: Out of 9012 Units in Col:6 204 Units (34 Units in District KHERI and 170 Units in District SULTANPUR) Surrendered in FY 2012-13

For Replacement of Year 2006-07

Date: _____
Place: LUCKNOW

(Signature)
Secretary of the Nodal Department
Government of Uttar Pradesh

(सुनील कुमार)
मुख्य सचिव
शैक्षिक विभाग
उत्तर प्रदेश
गो गो शहर, 1

[Mid-Day Meal Scheme]
Quarterly Progress Report


Table - QT-8

STATE: UTTAR PRADESH
Financial Year: 2012-13
Quarter: 4th
Period: JAN-MAR

Table: QT-8: Inspections Carried Out by State / UT official

Stage	No. of Institutions	No. of institutions inspected				Total coverage in %	No. of Centralized Kitchen	No. Centralized kitchen inspected				Total coverage in %
		Till last Quarter	During the Quarter	Total covered till the end of Quarter	5=(3+4)			Total coverage in %	6	Till last Quarter	During the Quarter	
1	2	3	4	5=(3+4)	6	7	8	9	10=(8+9)	11		
Primary	166856	60573	227429	288002	172.61	201	667	210	877	436.32		
Upper Primary	61547	24163	85710	109873	178.52	201	667	210	877	436.32		
Total	228403	84736	313139	397875	351.12	201	667	210	877	436.32		

Date: _____
Place: LUCKNOW


 (Secretary, Nodal Department)
 (Signature)

(Signature)
 Secretary of the Nodal Department
 Government of Uttar Pradesh

(Signature)
 अधिकारी
 (Secretary)
 शासक विभाग
 Government of Uttar Pradesh

[Mid-Day Meal Scheme]
Quarterly Progress Report

Table: QT-9

STATE: UTTAR PRADESH

Financial Year: 2012-13

Quarter: 4th

Period: JAN-MAR

Table: QT-9: School Health Programme - (Primary & Upper Primary)

Stage	Health Check up carried out		Distribution of Iron Folic Acid Tablets		Distribution of De-worming Tablets		Visually Impaired		Weight Measurement		Measurement of Height	
	No. of Schools/Centers	No. of Children	No. of Schools /Centres	No. of Children	No. of Schools /Centres	No. of Children	No. of Children with refractive error	No. of Children received spectacles	No. of Schools	No. of Children	No. of Schools	No. of Children
1	2	3	4	5	6	7	8	9	10	11	12	13
Primary	50580	1748206	51130	4297676	51130	2053325	39921	5029	51130	1701510	51130	1701510
Upper Primary		518946								523094		523094
Total	50580	2267152	51130	4297676	51130	2053325	39921	5029	51130	2224604	51130	2224604

नोट-वर्तमान वित्तीय वर्ष 2012-13 में स्कूल स्वास्थ्य कार्यक्रम हेतु जायी दिसा निर्देशानुसार विद्यालयों में कार्यक्रम माह करवरी, 2013 से प्रारम्भ किया गया।

Date: _____

Place: Lucknow



(Signature)
Secretary of the Nodal Department
Government of Uttar Pradesh

Date: 17/03/13

[Mid-Day Meal Scheme]
Quarterly Progress Report

Table : QT-10

STATE: UTTAR PRADESH
Financial Year: 2012-13
Quarter: 4th
Period: JAN-MAR

Table: QT-10: Monitoring and Evaluation [Primary + Upper Primary]

A. State Steering-cum-Monitoring Committee

- Date of Constitution of SSMC: -
- Whether meeting of SSMC held during the Quarter: -
- If yes, -

25-JUN-04
NO
NO
NO
- Whether representatives of MHRD attended the meeting
- Whether representatives of MI attended the meeting
- Gist of the important decisions
- Date of last meeting prior to the one mentioned in (2): -

10/01/2012

B. No. of SMC meetings at District level

Quarter	Total No. of districts	No. of districts having SMCs	No. of Meetings held during quarter
1	2	3	4
1	75	75	225
2			
3			
4			

C. Major occurrences if any, related to food supply

Occurrence pending at the beginning of the Qtr.			Occurrence came to notice during the Qtr.			Occurrence attended during the Qtr.			Occurrence pending at the end of the Qtr.		
No. of Occ.	No. fell ill	No. died	No. of Occ.	No. fell ill	No. died	No. found actionable	No. found non-actionable	Total	No. of Occ.	No. fell ill	No. died
1	2	3	4	5	6	7	8	9	10	11	12
NIL											

D. Cases of social/gender discrimination : Please give details of the incidents and action taken thereon. Nil


E. Impact/Evaluation Studies Commissioned, if any, during the Quarter


Institute /Agency to which Commissioned	Study for the period	Area where study would be carried out	Date when commissioned	Time Limit for Receipt of Report
IM Lucknow	2012-13	8	17/10/2012 (Fund released to the agency in Dec'12)	6 Months
IEDJP Lucknow	2012-13	20	17/10/2012 (Fund released to the agency in Dec'12)	6 Months
GAP Social Science Institute, Allahabad	2012-13	7	17/10/2012 (Fund released to the agency in Dec'12)	6 Months

E. Major Conclusions of Impact/Evaluation Study Reports Received, if any, during the Quarter

Months during which study carried out and Date of Report	Gist of Findings	Action taken on the Findings
Nil	Nil	Nil

Date: _____
Place:LUCKNOW


(सुरेश कुमार सिन्हा)
 सहायक सचिव
 माध्यमिक शिक्षण विभाग
 लखनऊ


(सुरेश कुमार)
 सचिव
 माध्यमिक शिक्षण विभाग
 लखनऊ

[Mid-Day Meal Scheme]
Quarterly Progress Report

Table: QT-11

STATE: UTTAR PRADESH

Financial Year: 2012-13


Quarter: 4th


Period: JAN-MAR

Table: QT-11: Availability of other Infrastructure [Primary + Upper Primary]

Total No. of Schools/Centres	Availability of Gas based cooking: No. of Schools/Centres			Availability of Toilet Facility: No. of Schools/Centres			Availability of Drinking water facility: No. of Schools/Centres		
	Till last Qtr.	Provided during the Qtr.	Till the end of the Qtr.	Till last Qtr.	Provided during the Qtr.	Till the end of the Qtr.	Till last Qtr.	Provided during the Qtr.	Till the end of the Qtr.
1	2	3	4	5	6	7	8	9	10
169606	96952	975	97927	151355	0	151355	15012	0	154012

Date: _____
Place: LUCKNOW


(सुरेश कुमार तिवारी)
मुख्य निरीक्षक
मध्यम शिक्षण विभाग
लखनऊ


(Signature)
Secretary of the Nodal Department
Government of Uttar Pradesh
(सुरेश कुमार तिवारी)
मुख्य निरीक्षक
मध्यम शिक्षण विभाग
लखनऊ