

पत्रांक: म०भो०प्रा०/३१५७ / 2018-19

प्रेषक,

अपर मुख्य सचिव,  
बेसिक शिक्षा,  
उ०प्र० शासन, लखनऊ।

सेवा में,

श्री वी०बी० गौराला  
निदेशक (एम०डी०एम०),  
मानव संसाधन विकास मंत्रालय,  
स्कूल शिक्षा एवं साक्षरता विभाग,  
शास्त्री भवन, नई दिल्ली।

शिक्षा अनुभाग-3

लखनऊ दिनांक 12 अक्टूबर, 2018


विषय: वित्तीय वर्ष 2018-19 के प्रथम त्रैमास (अप्रैल, 2018 से जून, 2018) की त्रैमासिक प्रगति आख्या के प्रेषण के सम्बन्ध में।

महोदय,

मध्याह्न भोजन योजना की वित्तीय वर्ष 2018-19 के प्रथम त्रैमास (अप्रैल, 2018 से जून, 2018) की त्रैमासिक प्रगति आख्या निर्धारित प्रारूप पर संलग्न प्रेषित है।

संलग्नक:-उक्तवत्।

भवदीय,

  
(प्रभाकर कुमार)  
अपर मुख्य सचिव

[Mid-Day Meal Scheme]  
Quarterly Progress Report

Table: QT-1


STATE: UTTAR PRADESH  
Financial Year: 2018-19  
Quarter: 1st  
Period: APRIL to JUNE 2018


**Table: QT-1: COVERAGE (Primary)**

Sl. No.	Types of Schools/Centres	TARGET as per PAB-MDM approval			Total No. of existing schools as on date	Enrollment	Number of Children opted for MDM	ACHIEVEMENT						
		No. of Schools /Centres	No. of Children	No. of working days as per PAB Approval for FY				No. of Schools/Centres actually served	No. of meals served	No. of working days	Average number of children (=10/11)	% coverage against PAB approval (=12/4)	% coverage against enrollment (=12/7*100)	
1	2	3	4	5	6	7	8	9	10	11	12	13	14	
1	Govt Schools	24			147	19022	19022	142	323028	38	8501		44.69	
2	Local Body Schools	113282			113361	11559686	11559686	113324	216841261	39	5560032		48.10	
3	Govt Aided Schools	572	7784140	244	1239	255420	255420	1152	4179835	39	107175	73.70	41.96	
4	EGS Centres	0			0	0	0	0	0	0	0		0.00	
5	AIE Centres	0			0	0	0	0	0	0	0		0.00	
6	Madarsa /Maqalabs	69			504	153495	153495	469	2401778	38	63205		41.18	
7	NCLP	0			0	0	0	0	0	0	0	0.00	0.00	
	<b>Total</b>	<b>113947</b>	<b>7784140</b>	<b>244</b>	<b>115251</b>	<b>11987623</b>	<b>11987623</b>	<b>115087</b>	<b>223745902</b>	<b>39</b>	<b>5737074</b>	<b>73.70</b>	<b>47.86</b>	

Note: In total no. Of existing schools 115251, 1300 schools are UPS including PS (Class 1 to 8).

Date: \_\_\_\_\_  
Place:LUCKNOW

  
(असुरा रामद) निदेशक  
मध्याह्न भोजन प्राधिकरण  
उत्तर प्रदेश, लखनऊ ।

  
(Signature)  
Secretary of the Nodal Department  
Government of Uttar Pradesh

[Mid-Day Meal Scheme]  
Quarterly Progress Report

Table: QT-1A

STATE: UTTAR PRADESH  
Financial Year: 2018-19  
Quarter: 1st  
Period: APRIL to JUNE 2018

Table: QT-1A: COVERAGE (Upper Primary)

Sl. No.	Types of Schools/Centres	TARGET as per MDM-PAB approval				ACHIEVEMENT										
		No. of Schools /Centres Upper Primary	Upper Primary with Primary classes	No. of Children	No. of working days as per PAB Approval for FY	Total No. of existing schools as on date	Enrollment	Number of Children opted for MDM	No. of Schools/Centres actually served	Upper Primary with Primary classes	No. of meals served	No. of working days	Average number of children (=12/13)	% coverage against PAB approval (=14/5)	% coverage against enrollment (=14/8*100)	
1	Govt Schools	396	123	520	88439	88439	341	118	1431557	38	37673					
2	Local Body Schools	45612	75	45689	3651789	3651789	45608	69	66116666	39	1695304			46.42		
3	Govt Aided Schools	7019	666	7685	1731789	1731789	6498	590	25762339	39	660573			38.14		
4	EGS Centres	0	0	0	0	0	0	0	0	0	0		74.00	0.00		
5	AIE Centres	0	0	0	0	0	0	0	0	0	0		0.00	0.00		
6	Madarsa/Madqabab	46	435	481	65959	65959	20	406	1138620	38	29964			45.43		
7	NCLP	513	0	16484	21838	21838	159	0	196052	0	0			0.00		
	Total	53586	1299	3279288	236	54888	5559814	5559814	52626	1194	94645434	39	2426806	74.00	43.65	

1105

Date: \_\_\_\_\_  
Place: LUCKNOW

(अखिलेश कुमार)  
निदेशक  
भारतीय भोजन प्राधिकरण  
उत्तर प्रदेश, लखनऊ।

(Signature)  
Secretary of the Nodal Department  
Government of Uttar Pradesh

[Mid-Day Meal Scheme]  
Quarterly Progress Report

Table: QT-2

STATE: UTTAR PRADESH  
Financial Year: 2018-19  
Quarter: 1st  
Period: APRIL to JUNE 2018

**Table: QT-2: UTILISATION OF FOODGRAINS (PRY & U PRY)**

Sl. No.	Foodgrains	PRIMARY						UPPER PRIMARY						Balance* Stock at the end of Qtr (col. 11+12-13)
		Annual Allocation	Allocation for the current Qtr.	Opening Balance at the Starting of the Qtr.	Lifted from FCI during the Qtr	Aggregate quantity Consumed at School level	Balance* Stock at the end of the Qtr (col.5+6-7)	Annual Allocation	Allocation for the current Quarter	Opening Balance at the Starting of the Qtr.	Lifted from FCI during the Qtr	Aggregate quantity Consumed at School level		
1	Rice	127255.12	16667.93	9772.91	16361.49	14807.71	11326.68	80522.38	10802.94	11223.07	10637.12	9404.64	12455.55	
2	Wheat	62677.90	8586.51	1282.12	8468.61	7418.22	2332.51	39660.28	5565.15	6733.89	5503.37	4765.12	7472.15	
	<b>Total</b>	<b>189933.02</b>	<b>25254.44</b>	<b>11055.02</b>	<b>24830.09</b>	<b>22225.92</b>	<b>13659.19</b>	<b>120182.66</b>	<b>16368.09</b>	<b>17956.96</b>	<b>16140.49</b>	<b>14169.75</b>	<b>19927.70</b>	

\* Includes unspent balance at State, District, Block and schools/cooking agencies level at the end of quarter.

(Quantity in MTs)

Date: \_\_\_\_\_  
Place: LUCKNOW

Secretary of the Nodal Department  
Government of Uttar Pradesh

(अवधुत कुमार)  
निदेशक  
शैक्षणिक योजनाओं का निदेशक  
उत्तर प्रदेश, लखनऊ।

(Signature)

[Mid-Day Meal Scheme]  
Quarterly Progress Report


Table: QT-2A


STATE: UTTAR PRADESH  
Financial Year: 2018-19  
Quarter: 1st  
Period: APRIL to JUNE 2018

Table: QT-2A: STATUS OF PAYMENT OF COST OF FOOD GRAINS TO FCI

Stage	Foodgrain allocated for the quarter(in MTs)	Funds Released by GOI (Rs. in lakh)	Foodgrain lifted during the quarter	Bill raised by FCI		Payment to FCI	
				Qty (in MT)	Amount (Rs in Lakhs)	Qty (in MT)	Amount (Rs in Lakhs)
1	2	3	4	5	6	7	8
Primary	41622.53	1831.84	40970.58	20269.6568	558.37	12464.226	311.60565
Upper Primary							
<b>Total</b>	<b>41622.53</b>	<b>1831.84</b>	<b>40970.576</b>	<b>20269.6568</b>	<b>558.37</b>	<b>12464.226</b>	<b>311.60565</b>

Date: \_\_\_\_\_  
Place: LUCKNOW

  
 (अवध/सगर)  
 प्रदेशक  
 प्रधान मंत्रालय  
 उत्तर प्रदेश, लखनऊ।

  
 (Signature)  
 Secretary of the Nodal Department  
 Government of Uttar Pradesh

[Mid-Day Meal Scheme]  
Quarterly Progress Report

Table: QT-3

STATE: UTTAR PRADESH  
Financial Year: 2018-19  
Quarter: 1st  
Period: APRIL to JUNE 2018

Table: QT-3: UTILISATION OF CENTRAL ASSISTANCE TOWARDS COOKING COST (PRY & U PRY)

Sl. No.	Stage	Allocation for the current FY			Opening Balance at the beginning of the Quarter (Note: 1)			Cooking assistance released during the Qtr.			Cooking cost expenditure during the Qtr. (Note: 2)			Unspent Balance at the end of the Quarter		
		Central Share	State Share	Total	Central share	State Share	Total	Central share	State Share	Total	Central share	State Share	Total	Central share	State Share	Total
1	Primary	47103.39	31338.95	78442.34	-7889.75	8066.39	176.64	1979.31	1319.49	3298.80	5478.16	3401.91	8880.07	-11388.60	5983.97	-5404.63
2	Upper Primary	29725.18	19790.08	49515.26	2574.79	2137.57	4712.36	1276.20	850.80	2127.00	3405.85	2230.02	5635.87	445.14	758.35	1203.49
	Total	76828.57	51129.03	127957.60	-5314.96	10203.96	4889.00	3255.51	2170.29	5425.80	8884.01	5631.93	14515.94	-10943.46	6742.32	-4201.14

Note 1: Includes Central Assistance & State Contribution, both in terms of funds and monetary value of the commodities supplied by the State/UT and remain unspent at State, District, Block, Village/Panchayat & School/cooking agency levels.

Note 2: It is only the actual expenditure at the school level including monetary value of the commodities supplied by the State/UT and consumed at schools/cooking agencies level. It does not include the unspent balance at the schools/cooking agencies level.

Date: \_\_\_\_\_  
Place: LUCKNOW

(अखिलेश कुमार)  
विदेशक  
संयोजक भोजन प्राधिकरण  
उत्तर प्रदेश, लखनऊ-1

(Signature)  
Secretary of the Nodal Department  
Government of Uttar Pradesh

[Mid-Day Meal Scheme]  
Quarterly Progress Report


Table: QT-4

STATE: UTTAR PRADESH  
Financial Year: 2018-19  
Quarter: 1st  
Period: APRIL to JUNE 2018

Table: QT-4: UTILIZATION OF CENTRAL ASSISTANCE TOWARDS COOK-CUM-HELPER

Sl. No.	Stage	Total No. of cook-cum-helpers approved	No. of cook-cum-helpers working during the Qtr.	Funds released during the quarter			Opening Balance in the beginning of the quarter			Expenditure			Unspent Balance at the end of the quarter		
				Central share	State Share	Total	Central share	State Share	Total	Central share	State Share	Total	Central share	State Share	Total
1	2	3	4	5	6	7	8	9	10	11	12	13	14	15	16
1	Primary	405353	277360	5911.02	3940.68	9851.70	-9952.01	13092.37	3140.36	2762.02	1743.53	4505.55	-6803.01	15289.52	8486.51
2	U Primary		118408												
	Total	405353	395768	5911.02	3940.68	9851.70	-9952.01	13092.37	3140.36	2762.02	1743.53	4505.55	-6803.01	15289.52	8486.51

Date: \_\_\_\_\_  
Place:LUCKNOW



(असुस खमद)  
प्रदेशिक

शुभानन्द भोजन प्राधिकरण  
उत्तर प्रदेश, लखनऊ।

(Signature)

Secretary of the Nodal Department  
Government of Uttar Pradesh

[Mid-Day Meal Scheme]  
Quarterly Progress Report

Table: QT-5

STATE: UTTAR PRADESH  
Financial Year: 2018-19  
Quarter: 1st  
Period: APRIL to JUNE 2018

Table: QT-5:UTILIZATION OF CENTRAL ASSISTANCE TOWARDS MME & TRANSPORTATION (PRY & UPRY)

Sl. No.	ITEMS	Allocation for the current FY	Opening Balance at the beginning of the Quarter	Central assistance received during the Qtr.	Expenditure during the Qtr.	Unspent Balance at the end of the Quarter [Col. 4+5-6]	Expenditure from State/UT own resources, if any
1	2	3	4	5	6	7	8
1	Management, Monitoring and Evaluation (MME)	2011.60	-386.74962	429.11	228.15	-185.78962	
2	Transport Assistance	2325.87	475.78824	484.97	57.89756	902.86068	
	<b>Total</b>	<b>4337.47</b>	<b>89.03862</b>	<b>914.08000</b>	<b>286.04756</b>	<b>717.07106</b>	

Date: \_\_\_\_\_  
Place:LUCKNOW

(असुल रामद)  
निदेशक  
मध्याह्न भोजन प्राधिकरण  
उत्तर प्रदेश, लखनऊ।

(Signature)  
Secretary of the Nodal Department  
Government of Uttar Pradesh



[Mid-Day Meal Scheme]  
Quarterly Progress Report

Table: QT-6

STATE: UTTAR PRADESH  
Financial Year: 2018-19  
Quarter: 1st  
Period: APRIL to JUNE 2018

Table: QT-6: UTILISATION OF CENTRAL ASSISTANCE TOWARDS CONSTRUCTION OF KITCHEN-CUM-STORES

Sl. No.	Years	PRIMARY					FINANCIAL PROGRESS (Rs. in Lakhs)				UPPER PRIMARY				
		Target (Units Sanctioned)	Constructed	In Progress	Not Started	Amount Sanctioned Central	State	Expenditure	Target (Units Sanctioned)	Constructed	In Progress	Not Started	Amount Sanctioned Central	State	Expenditure
1	2006-07	13309	13119	0	0	7985.40000	0.00000	7869.89000	0	0	0	0.00000	0.00000	0.00000	
2	2007-08	35295	35205	0	0	20920.15000	0.00000	20862.20000	15805	15599	0	9483.00000	0.00000	9358.16000	
3	2008-09	17086	16455	0	0	10080.74000	0.00000	9708.45000	2792	2768	0	1647.28000	0.00000	1633.12000	
4	2009-10	1216	1201	0	0	717.44000	0.00000	708.58000	257	254	0	151.63000	0.00000	149.86000	
5	2010-11	18783	17191	0	0	11058.49125	3686.16375	13497.29000	2950	2950	0	1736.81250	578.93750	2315.75000	
6	2011-12	3353	3353	0	0	1974.07875	658.02625	2632.10500	2380	2331	0	1401.22500	467.07500	1829.05000	
7	2012-13	0	0	0	0	0.00000	0.00000	0.00000	0	0	0	0.00000	0.00000	0.00000	
8	2013-14	1456	840	0	0	928.20000	309.40000	714.00000	1674	1541	0	1067.17500	355.72500	1309.85000	
9	2014-15	0	0	0	0	0.00000	0.00000	0.00000	0	0	0	0.00000	0.00000	0.00000	
	<b>TOTAL</b>	<b>90498</b>	<b>87364</b>	<b>0</b>	<b>0</b>	<b>53664.50000</b>	<b>4653.59000</b>	<b>55992.52500</b>	<b>25858</b>	<b>25443</b>	<b>0</b>	<b>15487.12250</b>	<b>1401.73750</b>	<b>16595.79000</b>	

Date: \_\_\_\_\_  
Place: LUCKNOW

(असुरा रामद)  
निदेशक  
महानगर योजना प्राधिकरण  
वाराणसी प्रदेश, वाराणसी।

(Signature)  
Secretary of the Nodal Department  
Government of Uttar Pradesh

[Mid-Day Meal Scheme]  
Quarterly Progress Report

Table: QT-7

STATE: UTTAR PRADESH  
Financial Year: 2018-19  
Quarter: 1st  
Period: APRIL to JUNE 2018

Table: QT-7: UTILISATION OF CENTRAL ASSISTANCE TOWARDS PROCUREMENT OF KITCHEN DEVICES

Sl. No	Years	PRIMARY				UPPER PRIMARY							
		No. of Schools /Centres				FINANCIAL PROGRESS (Rs. in lakhs)							
		Target (Units Sanctioned)	Procured	In Progress	Not Procured	Amount Sanctioned	Expenditure	Target (Units Sanctioned)	Procured	In Progress	Not Procured	Amount Sanctioned	Expenditure
		3	4	5	6	7	8	9	10	11	12	13	14
1	2006-07	29466	29466	0	0	1473.30	1473.30	0	0	0	0	0.00	0.00
2	2007-08	47938	47938	0	0	2396.90	2396.90	20000	20000	0	0	1000.00	1000.00
3	2008-09	25413	25413	0	0	1270.65	1270.65	21586	21586	0	0	1079.30	1079.30
4	2009-10	0	0	0	0	0.00	0.00	0	0	0	0	0.00	0.00
5	2010-11	0	0	0	0	0.00	0.00	0	0	0	0	0.00	0.00
6	2011-12	13437	13078	0	0	671.85	653.90	0	0	0	0	0.00	0.00
8	2012-13	9601	8956	0	0	480.05	447.80	0	0	0	0	0.00	0.00
9	2013-14	0	0	0	0	0.00	0.00	0	0	0	0	0.00	0.00
10	2014-15	10932	6649	0	0	546.60	332.45	0	0	0	0	0.00	0.00
11	2015-16	4502	2892	0	0	225.10	144.60	0	0	0	0	0.00	0.00
11	2012-13	9064	8445	0	0	453.20	422.25	0	0	0	0	0.00	0.00
12	2013-14	0	0	0	0	0.00	0.00	0	0	0	0	0.00	0.00
13	2014-15	34607	32408	0	0	1730.35	1620.40	0	0	0	0	0.00	0.00
14	2015-16	100732	86977	0	0	5036.60	4348.85	0	0	0	0	0.00	0.00
	<b>Total</b>	<b>285692</b>	<b>262222</b>	<b>0</b>	<b>0</b>	<b>23470</b>	<b>13111.10</b>	<b>41586</b>	<b>41586</b>	<b>0</b>	<b>0</b>	<b>2079.30</b>	<b>2079.30</b>



(असुम सुन्दर)  
निदेशक



भारत सरकार  
उत्तर प्रदेश, लखनऊ।

(Signature)

Secretary of the Nodal Department  
Government of Uttar Pradesh

Date: \_\_\_\_\_  
Place: LUCKNOW

[Mid-Day Meal Scheme]  
Quarterly Progress Report

Table - QT-8

STATE: UTTAR PRADESH  
Financial Year: 2018-19  
Quarter: 1st  
Period: APRIL to JUNE 2018

Table: QT-8: Inspections Carried Out by State / UT official

Stage	No. of Institutions	No. of institutions inspected				No. of Centralized Kitchen	No. Centralized kitchen inspected				Total coverage in %
		Till last Quarter	During the Quarter	Total covered till the end of Quarter	Total coverage in %		Till last Quarter	During the Quarter	Total covered till the end of Quarter	Total coverage in %	
1	2	3	4	5=(3+4)	6	7	8	9	10=(8+9)	11	
Primary	114460										
Upper Primary	54372	0	46430	46430	27.50	129	0	101	101	78.29	
Total	168832	0	46430	46430	27.50	129	0	101	101	78.29	

Date: \_\_\_\_\_  
Place:LUCKNOW

(अवधि समाप्त)  
निदेशक  
संस्थान भोजन प्राधिकरण  
उत्तर प्रदेश, लखनऊ।

(Signature)  
Secretary of the Nodal Department  
Government of Uttar Pradesh

[Mid-Day Meal Scheme]  
Quarterly Progress Report

Table: QT-9

STATE: UTTAR PRADESH  
Financial Year: 2018-19  
Quarter: 1st  
Period: APRIL to JUNE 2018

Table: QT-9: School Health Programme - (Primary & Upper Primary)

Coverage under School Health Programme												
Stage	Health Check up carried out		Distribution of Iron Folic Acid Tablets		Distribution of De-worming Tablets		Visually Impaired	Weight Measurement	Measurement of Height			
	No. of Schools/ Centres	No. of Children	No. of Schools /Centres	No. of Children	No. of Schools /Centres	No. of Children			No. of Children with refractive error	No. of Children received spectacles	No. of Schools	No. of Children
1	2	3	4	5	6	7	8	9	10	11	12	13
Primary+Upper Primary	29796	1481049	29796	1481049	29796	1481049	10503	5644	29796	1481049	29796	1481049

- Note :
1. The above information is received from the office of the National Rural Health Mission, UP.
  2. Eye checkup and Distribution of spectacles is done under National Programme for Control of Blindness, UP.
  3. The Programme is now in its second round of screening.

Date: \_\_\_\_\_  
Place: LUCKNOW

(अखुंडी समद)  
निदेशक  
सख्यन्ध भोजन प्राधिकरण  
उत्तर प्रदेश, लखनऊ।

(Signature)  
Secretary of the Nodal Department  
Government of Uttar Pradesh

[Mid-Day Meal Scheme]  
Quarterly Progress Report

Table : QT-10

STATE: UTTAR PRADESH  
Financial Year: 2018-19  
Quarter: 1st  
Period: APRIL to JUNE 2018

Table: QT-10: Monitoring and Evaluation [Primary + Upper Primary]

**A. State Steering-cum-Monitoring Committee**

1. Date of Constitution of SSMC: -
2. Whether meeting of SSMC held during the Quarter: -
3. If yes, :-
- (i) Whether representatives of MHRD attended the meeting
- (ii) Whether representatives of MI attended the meeting
- (iii) Gist of the important decisions
4. Date of last meeting prior to the one mentioned in (2): -

25-Jun-04
Yes
-
No
No
Minutes Attached
23.03.2018

**B. No. of SMC meetings at District level**

Quarter	Total No. of districts	No. of districts having SMCs	No. of Meetings held during quarter
1	2	3	4
2	75	75	Report not received
3			
4			

**C. Major occurrences if any, related to food supply**

Occurrence pending at the beginning of the Qtr.		Occurrence came to notice during the Qtr.				Occurrence attended during the Qtr.			Occurrence pending at the end of the Qtr.		
No. of Occ.	No. fell ill	No. died	No. of Occ.	No. fell ill	No. died	No. found actionable	No. found non-actionable	Total	No. of Occ.	No. fell ill	No. died
1	2	3	4	5	6	7	8	9	10	11	12
Nil											

**D. Cases of social/gender discrimination : Please give details of the incidents and action taken thereon. Nil**


**E. Impact/Evaluation Studies Commissioned, if any, during the Quarter**

Institute /Agency to which Commissioned	Study for the period	Area where study would be carried out	Date when commissioned	Time Limit for Receipt of Report

**E. Major Conclusions of Impact/Evaluation Study Reports Received, if any, during the Quarter**

Months during which study carried out, and Date of Report	Gist of Findings	Action taken on the Findings

Date: \_\_\_\_\_  
Place:LUCKNOW

  
 (अनुराग सिंह)  
 निदेशक  
 अन्नान्न योजना प्राधिकरण

(Signature)  
 Secretary of the Nodal Department  
 Government of Uttar Pradesh

[Mid-Day Meal Scheme]  
**Quarterly Progress Report**

Table: QT-11

STATE: UTTAR PRADESH  
Financial Year: 2018-19  
Quarter: 1st  
Period: APRIL to JUNE 2018

Table: QT-11: Availability of other Infrastructure [Primary + Upper Primary]

Total No. of Schools/Centres	Availability of Gas based cooking: No. of Schools/Centres			Availability of Toilet Facility: No. of Schools/Centres			Availability of Drinking water facility: No. of Schools/Centres		
	Till last Qtr.	Provided during the Qtr.	Till the end of the Qtr.	Till last Qtr.	Provided during the Qtr.	Till the end of the Qtr.	Till last Qtr.	Provided during the Qtr.	Till the end of the Qtr.
1	2	3	4	5	6	7	8	9	10
168832	157565	0	157565	167890	80	167970	168080	90	168170

(25)

(असुरज साहू)  
निदेशक

महानगर भोजन प्रधिकरण  
उत्तर प्रदेश, लखनऊ-1

(Signature)

Secretary of the Nodal Department  
Government of Uttar Pradesh

Date: \_\_\_\_\_  
Place: LUCKNOW