

पत्रांक:(एम0डी0एम0)/1618 / 2014 / 15

प्रेषक,
सचिव,
बेसिक शिक्षा,
उ0प्र0 शासन, लखनऊ।

सेवा में,
अपर सचिव,
भारत सरकार,
मानव संसाधन विकास मंत्रालय,
स्कूल शिक्षा एवं साक्षरता विभाग,
शास्त्री भवन, नई दिल्ली।

शिक्षा अनुभाग-6

लखनऊ

दिनांक 19-08-2014


विषय: वित्तीय वर्ष 2014-15 प्रथम त्रैमास (अप्रैल, 2014 से जून, 2014) की त्रैमासिक प्रगति
आख्या प्रेषण के सम्बन्ध में।

महोदय,

मध्यान्ह भोजन योजना से सम्बन्धित वित्तीय वर्ष 2014-15 प्रथम त्रैमास (अप्रैल, 2014 से जून, 2014) की त्रैमासिक प्रगति रिपोर्ट निर्धारित प्रारूप पर संलग्न कर प्रेषित है।

संलग्नक-उक्तवत्

भवदीय


(एच0एल0 गुप्ता)
सचिव

[Mid-Day Meal Scheme]
Quarterly Progress Report

Table: QT-1

STATE: UTTAR PRADESH
Financial Year: 2014-15
Quarter: 1st
Period: APRIL TO JUNE 2014

Table: QT-1: COVERAGE (Primary)

Sl. No.	Types of Schools/Centres	TARGET as per PAB-MDM approval				Total No. of existing schools as on date	Enrollment	Number of Children opted for MDM	ACHIEVEMENT					
		No. of Schools /Centres	No. of Children	No. of working days as per PAB Approval for FY	Total No. of existing schools as on date				No. of Schools/Centres actually served	No. of meals served	No. of working days	Average number of children (=10/11)	% coverage against PAB approval (=12/4)	% coverage against enrollment (=127*100)
1	2	3	4	5	6	7	8	9	10	11	12	13	14	
1	Govt Schools	113622	8679126	234	151	22075	22075	119	328790	42	7828		35.4%	
2	Local Body Schools	614	8679126	234	112647	13348943	13348943	110947	291684122	43	6783352		50.8%	
3	Govt Aided Schools	0	8679126	234	1145	280306	280306	1045	4946660	43	115039		41.0%	
4	EGS Centres	0	8679126	234	0	0	0	0	0	0	0		0.0%	
5	AIE Centres	0	8679126	234	0	0	0	0	0	0	0		0.0%	
6	Madarsa /Maqalabs	137	8679126	234	374	128591	128591	348	3186744	45	70817		55.0%	
7	NCLP	0	8679126	234	0	0	0	0	0	0	0		0.0%	
	Total	114373	8679126	234	114317	13779915	13779915	112459	300146316	43	6980147	80.42	50.6%	

Date: _____
Place: LUCKNOW

(Signature)
Secretary of the Nodal Department
Government of Uttar Pradesh

(रूप रंग रंग)
रूप रंग रंग
रूप रंग रंग
रूप रंग रंग

[Mid-Day Meal Scheme]
Quarterly Progress Report

Table: QT-1A

STATE: UTTAR PRADESH
Financial Year: 2014-15
Quarter: 1st
Period: APRIL TO JUNE 2014

Table: QT-1A: COVERAGE (Upper Primary)

No.	Types of Schools/Centres	TARGET as per MIDM-PAB approval				ACHIEVEMENT										
		No. of Schools /Centres		No. of Children	No. of working days as per PAB Approval for FY	Total No. of existing schools as on date	Enrollment	Number of Children opted for MIDM	No. of Schools/Centres actually served		No. of meals served	No. of working days	Average number of children (=12/13)	% coverage against PAB approval (=14/5)	% coverage against enrollment (=14/8-100)	
Upper Primary	Upper Primary with Primary classes	Upper Primary	Upper Primary with Primary classes						Upper Primary	Upper Primary with Primary classes						10
1	Govt Schools	46073	46073	482	92947	92947	261	107	1232696	41	30066		32.35			
2	Local Body Schools	7627	7627	4516	3986571	3986571	30960	14404	89122546	43	2072617		51.99			
3	Govt Aided Schools	0	0	7518	1865671	1865671	5748	612	26200399	42	623819	77.70	33.44			
4	EGS Centres	0	0	0	0	0	0	0	0	0	0	0	0.00			
5	AIE Centres	319	319	0	16639	16639	20	84	350604	42	8348		50.17			
6	Madarsa /Maqabbs	1078	1078	115	43032	43032	658	78	977430	52	18797	95.26	43.68			
7	NCLP	55097	55097	871	6004860	6004860	37647	15285	117883675	43	2741481	77.45	45.65			
	Total			54502	6004860	6004860										

Date: _____
Place: LUCKNOW

(Signature)
Secretary of the Nodal Department
Government of Uttar Pradesh

(Signature)
Secretary of the Nodal Department
Government of Uttar Pradesh

[Mid-Day Meal Scheme]
Quarterly Progress Report

Table: QT-2

STATE: UTTAR PRADESH
Financial Year: 2014-15
Quarter: 1st
Period: APRIL TO JUNE 2014

Table: QT-2: UTILISATION OF FOODGRAINS (PRY & U PRY)

Sl. No.	Foodgrains	PRIMARY						UPPER PRIMARY					
		Annual Allocation	Allocation for the current Qtr.	Opening Balance at the Starting of the Qtr.	Lifted from FCI during the Qtr	Aggregate quantity Consumed at School level	Balance* Stock at the end of the Qtr (col.5+6-7)	Annual Allocation	Allocation for the current Quarter	Opening Balance at the Starting of the Qtr.	Lifted from FCI during the Qtr	Aggregate quantity Consumed at School level	Balance* Stock at the end of Qtr (col.11+12-13)
1	Rice	136071.34	28195.20	24205.80	27655.14	20010.11	31850.84	83342.77	16320.10	9649.95	16031.09	11772.18	13908.86
2	Wheat	67020.21	14524.80	15753.35	14422.32	10004.46	20171.22	41049.42	8407.33	6047.03	8337.79	5910.00	8474.82
	Total	203091.55	42720.00	39959.15	42077.46	30014.56	52022.05	124392.19	24727.43	15696.99	24368.87	17682.19	22383.68

* Includes unspent balance at State, District, Block and school/cooking agencies level at the end of quarter.

Date: _____
Place: LUCKNOW

(Signature)
Secretary of the Nodal Department
Government/UT Administration of _____

(रघुं रत्नो गुप्ता)
राजिब
बैरिक शिक्षा विभाग
उ० प्र० शासन ।

24
2014
2014

[Mid-Day Meal Scheme]
Quarterly Progress Report

Table: QT-2A

STATE: UTTAR PRADESH

Financial Year: 2014-15

Quarter: 1st

Period: APRIL TO JUNE 2014

Table: QT-2A: STATUS OF PAYMENT OF COST OF FOOD GRAINS TO FCI

Stage	Foodgrain allocated for the quarter(in MTs)	Funds Released by GOI (Rs. in lakh)	Foodgrain lifted during the quarter	Bill raised by FCI		Payment to FCI	
				Qty (in MT)	Amount (Rs in Lakhs)	Qty (in MT)	Amount (Rs in Lakhs)
1	2	3	4	5	6	7	8
Primary	67447.43	4402.89	66446.34	34277.54	2064.40	6958.34	429.59
Upper Primary							
Total	67447.43	4402.89	66446.34	34277.54	2064.40	6958.34	429.59

Date: _____
Place:LUCKNOW

CL
(सहायक निदेशक)
निदेशक
संयोजन प्रधिकरण
राजधानी

Wm
(Signature)
Secretary of the Nodal Department
Government/UT Administration of _____
(एच० एल० गुप्ता)
सचिव
बैरिक शिक्षा विभाग
30 No शासन I

[Mid-Day Meal Scheme]
Quarterly Progress Report

Table: QT-3

STATE: UTTAR PRADESH
Financial Year: 2014-15
Quarter: 1st
Period: APRIL TO JUNE 2014

Table: QT-3: UTILISATION OF CENTRAL ASSISTANCE TOWARDS COOKING COST (PRV & U PRV)

Sl. No.	Stage	Allocation for the current FY			Opening Balance at the beginning of the Quarter			Cooking assistance released during the Qtr.			Cooking cost expenditure during the Qtr. (Note: 2)			Unspent Balance at the end of the Quarter [Col 8+11-14]		
		Central Share	State Share	Total	Central share	State Share	Total	Central share	State Share	Total	Central share	State Share	Total	Central share	State Share	Total
1	2	3	4	5	6	7	8	9	10	11	12	13	14	15	16	17
1	Primary	50975.98	16656.60	67832.58	5432.40	10222.16	15654.56	11467.64	3803.22	15270.86	7408.69	2469.56	9878.25	9491.35	11555.82	21047.17
2	Upper Primary	31098.05	10366.02	41464.07	7446.30	1700.52	9146.82	7114.78	2371.65	9486.43	4395.86	1465.28	5861.14	10165.22	2606.89	12772.11
	Total	82074.03	27222.62	109296.65	12878.70	11922.68	24801.38	18582.42	6174.87	24757.29	11804.55	3934.84	15739.39	19656.57	14162.71	33819.28

Note 1: Includes Central Assistance & State Contribution, both in terms of funds and monetary value of the commodities supplied by the State/UT and remain unspent at State, District, Block, Village/Panchayat & School/cooking agency levels.

Note 2: It is only the actual expenditure at the school level including monetary value of the commodities supplied by the State/UT and consumed at schools/cooking agencies level. It does not include the unspent balance at the school/cooking agencies level.

Date: _____
Place: LUCKNOW

(Signature)
Secretary of the Nodal Department
Government/UT Administration of _____

(एच० एल० गुप्ता)
साचिव
बैरिक शिक्षा विभाग
उ० प्र० शासन।

[Signature]
[Signature]
[Signature]

[Mid-Day Meal Scheme]
Quarterly Progress Report

Table: QT-4

STATE: UTTAR PRADESH

Financial Year: 2014-15

Quarter: 1st

Period: APRIL TO JUNE 2014

Table: QT-4:UTILIZATION OF CENTRAL ASSISTANCE TOWARDS COOK-CUM-HELPER

Sl. No.	Stage	Total No. of cook-cum-helpers approved	No. of cook-cum-helpers working during the Qtr.	Funds released during the quarter			Opening Balance in the beginning of the quarter			Expenditure			Unspent Balance at the end of the quarter		
				Central share	State Share	Total	Central share	State Share	Total	Central share	State Share	Total	Central share	State Share	Total
1	2	3	4	5	6	7	8	9	10	11	12	13	14	15	16
1	Primary	309810	282018	9614.08	3204.85	12818.93	-6791.42	11936.76	5145.34	4887.26	1629.09	6516.34	-2064.60	13512.53	11447.93
2	U Primary	124222	118602												
	Total	434032	400620	9614.08	3204.85	12818.93	-6791.42	11936.76	5145.34	4887.26	1629.09	6516.34	-2064.60	13512.53	11447.93

Date: _____
Place:LUCKNOW

(Signature)
Secretary of the Nodal Department
Government/UT Administration of _____

सचिव
शैक्षिक शिवालय विभाग
उ० प्र० शासन।

[Mid-Day Meal Scheme]
Quarterly Progress Report

Table: QT-5

STATE: UTTAR PRADESH

Financial Year: 2014-15

Quarter: 1st

Period: APRIL TO JUNE 2014

Table: QT-5:UTILIZATION OF CENTRAL ASSISTANCE TOWARDS MME & TRANSPORTATION (PRY & UPRY)

Sl. No.	ITEMS	Allocation for the current FY	Opening Balance at the beginning of the Quarter	Central assistance received during the Qtr.	Expenditure during the Qtr.	Unspent Balance at the end of the Quarter [Col. 4+5-6]	Expenditure from State/UT own resources, if any
1	2	3	4	5	6	7	8
1	Management, Monitoring and Evaluation (MME)	2416.61	0	548.35	390.01	158.34	
2	Transport Assistance	2456.13	-44.153	552.79	23.23	485.407	
	Total	4872.74	-44.153	1101.14	413.24	643.747	

Date: _____
Place: LUCKNOW

(प्रस्ता विभागा)
निदेशक
मध्याह्न भोजन प्रतिकरणा
लखनऊ

(Signature)
Secretary of the Nodal Department
Government Administration of _____
सचिव
(सर्वोपस्थापना)
संसदिक शिक्षा विभाग
उ० प्र० शासन ।

**[Mid-Day Meal Scheme]
Quarterly Progress Report**

Table: QT-6

CE TOWARDS CONSTRUCTION OF KITCHEN-CUM-STORES

FINANCIAL PROGRESS (Rs. in Lakhs)			PHYSICAL PROGRESS				FINANCIAL PROGRESS (Rs. in Lakhs)		
Sanctioned	Amount Sanctioned	Expenditure	Target (Units Sanctioned)	Constructed	In Progress	Not Started	Amount Sanctioned	Expenditure	
7	8	9	10	11	12	13	14	15	
0	787010000	786651000	0	0	0	0	0	0	
3	1957458500	1956992500	15557	15556	0	3	933385000	932058000	
0	895915000	895915000	2670	2666	0	4	157885000	157649000	
4	278947000	278711000	434	434	0	0	25617625	25617625	
18	1010295350	100573225	2891	2887	4	0	170207725	169972475	
15	200999275	167484081	2358	2198	72	88	135235900	110228745	
181	112540000	57084250	1806	271	638	630	153510000	77265000	
221	5243165125	5123857556	25716	24012	714	725	1575841250	134042220	

नगरपालिका क्षेत्र समर्पित को भन्दा (11 AZAMGARH, 7 BULANDHSHAHAR, 49 AMETHI, 5 SHRAWAST AND 126 SITAPUR

(Signature)
नगरपालिका
क्षेत्र समर्पित
कार्यालय

(Signature)
Secretary of the Nodal Department
Government/UT Administration of
(रवा रत्नो गुन्ना)
राष्ट्रिय
शैक्षिक विज्ञान विभाग
उ. नं. शाखा 1

[Mid-Day Meal Scheme]
Quarterly Progress Report

Table: QT-7

STATE: UTTAR PRADESH

Financial Year: 2014-15

Quarter: 1st

Period: APRIL TO JUNE 2014

Table: QT-7: UTILISATION OF CENTRAL ASSISTANCE TOWARDS PROCUREMENT OF KITCHEN DEVICES

Sl. No.	Years	PRIMARY				UPPER PRIMARY							
		Target (Units Sanctioned)	Procured	In Progress	Not Procured	Target (Units Sanctioned)	Procured	In Progress	Not Procured				
1	2	3	4	5	6	7	8	9	10	11	12	13	14
1	2006-07	29466	29030	436	-	1473.30	1451.50	0	0	0	0	0.00	0.00
2	2007-08	47938	47270	668	-	2396.90	2363.50	20000	19932	68	-	1000.00	996.60
3	2008-09	25413	25359	54	-	1270.65	1267.95	21586	21133	453	-	1079.30	1056.65
4	2009-10	-	-	-	-	-	-	-	-	-	-	-	-
5	2010-11	-	-	-	-	-	-	-	-	-	-	-	-
	Total	102817	101659	1458	0	5140.85	5082.95	41586	41065	521	0	2079.30	2053.25

Sl. No.	Years	PRIMARY+UPPER PRIMARY				FINANCIAL PROGRESS	
		Target	Procured	In Progress	Not Procured	Amount	Expenditure
1	2	3	4	5	6	7	8
6	2011-12	15033	14674	0	359	751.65	733.70
7	2012-13	9064	8297	0	767	453.50	414.85
8	2012-13	9970	9285	0	685	498.50	464.25
	Total	34067	32256	0	1811	1703.65	1612.8

Note 1: Out of 359 Units in Col:6, 18 Laps and 241 Surrender in FY 2011-12

For Replacement of Year 2006-07

Date: _____
Place: LUCKNOW

(Signature)
सचिव

(Signature)
Secretary of the Nodal Department
Government of Uttar Pradesh
ग० प्र० शाखा 1

[Mid-Day Meal Scheme]
Quarterly Progress Report

Table - QT-8

STATE: UTTAR PRADESH

Financial Year: 2014-15


Quarter: 1st

Period: APRIL TO JUNE 2014

Table: QT-8: Inspections Carried Out by State / UT official

Stage	No. of Institutions	No. of institutions inspected				Total coverage in %	No. of Centralized Kitchen	No. Centralized Kitchen inspected				Total coverage in %
		Till last Quarter	During the Quarter	Total covered till the end of Quarter	Total coverage in %			Till last Quarter	During the Quarter	Total covered till the end of Quarter	Total coverage in %	
1	2	3	4	5=(3+4)	6	7	8	9	10=(8+9)	11		
Primary	114373											
Upper Primary	55097	0	58218	58218	34.35	209	0	250	250	119.62		
Total	169470	0	58218	58218	34.35	209	0	250	250	119.62		

Date: _____
Place: LUCKNOW


 (Signature)
 Secretary of the Nodal Department
 Government/UT Administration of _____
 सचिव
 सिक शिक्षा विभाग
 लुको प्रशासन।

**[Mid-Day Meal Scheme]
Quarterly Progress Report**

Table: QT-9

STATE: UTTAR PRADESH

Financial Year: 2014-15

Quarter: 1st


Period: APRIL TO JUNE 2014

Table: QT-9: School Health Programme - (Primary & Upper Primary)

Stage	Health Check up carried out			Distribution of Iron Folic Acid Tablets		Distribution of De-worming Tablets		Visually Impaired		Weight Measurement			Measurement of Height	
	No. of Schools/Centers	No. of Children	No. of Schools /Centres	No. of Children	No. of Schools /Centres	No. of Children	No. of Children with refractive error.	No. of Children received spectacles	No. of Schools	No. of Children	No. of Schools	No. of Children	No. of Schools	No. of Children
1 Primary	2	3	4	5	6	7	8	9	10	11	12	13		
	25580	1240946	25580	1240946	25580	1240946	157870	487	25580	1240946	25580	1240946		

1. The above information is received from the office of the National Rural Health Mission, UP.
2. Eye checkup and Distribution of spectacles is done under National Programme for Control of Blindness, UP.
3. The Programme is now in its second round of screening.

Signature: _____
e:LUCKNOW


 (श्रीमती विद्या)
 शिक्षण
 मन्त्रालय
 शिक्षण प्रशासन
 लखनऊ

Secretary of the Nodal Department
 Education/UT Administration of _____
 (Signature)
 शिक्षण विभाग
 लखनऊ

[Mid-Day Meal Scheme]
Quarterly Progress Report

Table: QT-10

STATE: UTTAR PRADESH

Financial Year: 2014-15

Quarter: 1st

Period: APRIL TO JUNE 2014

Table: QT-10: Monitoring and Evaluation [Primary + Upper Primary]

A. State Steering-cum-Monitoring Committee

1. Date of Constitution of SSMC	25-Jun-04
2. Whether meeting of SSMC held during the Quarter	NO
3. If yes, -	
(i) Whether representatives of MHRD attended the meeting	NO
ii) Whether representatives of MI attended the meeting	NO
iii) Gist of the important decisions	
4. Date of last meeting prior to the one mentioned in (2): -	10-01-2012

B. No. of SMC meetings at District level

Quarter	Total No. of districts	No. of districts having SMCs	No. of Meetings held during quarter
1	2	3	4
2	75	75	225
3			
4			

C. Major occurrences if any, related to food supply

Occurrence pending at the beginning of the Qtr.		Occurrence came to notice during the Qtr.				Occurrence attended during the Qtr.			Occurrence pending at the end of the Qtr.		
No. of Occ.	No. fell ill	No. died	No. of Occ.	No. fell ill	No. died	No. found actionable	No. found non-	Total	No. of Occ.	No. fell ill	No. died
1	2	3	4	5	6	7	8	9	10	11	12
Nil											

D. Cases of social/gender discrimination : Please give details of the incidents and action taken thereon. Nil


E. Impact/Evaluation Studies Commissioned, if any, during the Quarter

Institute /Agency to which Commissioned	Study for the period	Area where study would be carried out	Date when commissioned	Time Limit for Receipt of Report

E. Major Conclusions of Impact/Evaluation Study Reports Received, if any, during the Quarter

Months during which study carried out, and Date of Report	Gist of Findings	Action taken on the Findings

Date: _____
Place: LUCKNOW


 (Signature of Secretary)
 Secretary of the Department
 Government of Uttar Pradesh
 Lucknow

[Mid-Day Meal Scheme]
Quarterly Progress Report

Table: QT-11

STATE: UTTAR PRADESH

Financial Year: 2014-15


Quarter: 1st


Period: APRIL TO JUNE 2014

Table: QT-11: Availability of other Infrastructure [Primary + Upper Primary]

Total No. of Schools/Centres	Availability of Gas based cooking: No. of Schools/Centres			Availability of Toilet Facility: No. of Schools/Centres			Availability of Drinking water facility: No. of Schools/Centres		
	Till last Qtr.	Provided during the Qtr.	Till the end of the Qtr.	Till last Qtr.	Provided during the Qtr.	Till the end of the Qtr.	Till last Qtr.	Provided during the Qtr.	Till the end of the Qtr.
1	2	3	4	5	6	7	8	9	10
169470	98511	70	98581	151355	0	151355	154012	0	154012

Date: _____
Place: LUCKNOW


(श्रीमती सिन्धी)
निदेशक
मध्यम शैक्षणिक विभाग
लखनऊ


(Signature)
Secretary of the Nodal Department
Government/UT Administration of _____
(एच० एल० गुप्ता)
सचिव
शैक्षणिक शिक्षा विभाग
उ० प्र० शासन।