

प्रेषक,
सचिव,
बेसिक शिक्षा,
उ0प्र0 शासन, लखनऊ।

सेवा में,
निदेशक (एम0डी0एम)
मानव संसाधन विकास मंत्रालय,
स्कूल शिक्षा एवं साक्षरता विभाग,
भारत सरकार, शास्त्री भवन,
नई दिल्ली।

शिक्षा अनुभाग-6

लखनऊ

दिनांक: 04-04-2016

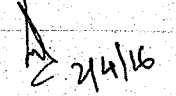
विषय: वित्तीय वर्ष 2015-16 के तृतीय त्रैमास (अक्टूबर, 2015 से दिसम्बर, 2015) की त्रैमासिक प्रगति आख्या प्रेषण के सम्बन्ध में।

महोदय,

मध्याह्न भोजन योजना से सम्बन्धित वित्तीय वर्ष 2015-16 के तृतीय त्रैमास (अक्टूबर, 2015 से दिसम्बर, 2015) की त्रैमासिक प्रगति आख्या निर्धारित प्रारूप पर संलग्न कर प्रेषित है।

संलग्नक: उक्तवत्।

भवदीय,



(आशीष कुमार गोयल)
सचिव,

[Mid-Day Meal Scheme]
 Quarterly Progress Report

Table: QT-1

Table: QT-1: COVERAGE (Primary)

Sl. No.	Types of Schools/Centres	TARGET as per PAB-MDM approval			Total No. of existing schools as on date	Enrollment	Number of Children opted for MDM	ACHIEVEMENT						
		No. of Schools /Centres	No. of Children	No. of working days as per PAB Approval for FY				No. of Schools/Centres actually served	No. of meals served	No. of working days	Average number of children (=10/11)	% coverage against PAB approval (=12/4)	% coverage against enrollment (=127*100)	
1	Govt Schools	3	4	5	6	7	8	9	10	11	12	13	14	
1	Govt Schools	113605			37	19255	19255	33	631263	57	11075		57.52	
2	Local Body Schools				113466	12645291	12645291	113206	398235032	58	6866121		54.30	
3	Govt Aided Schools	566	8128187	240	565	275678	275678	558	8788912	58	151533	87.52	54.97	
4	EGS Centres				0	0	0	0	0	0	0		0.00	
5	AIE Centres				0	0	0	0	0	0	0		0.00	
6	Madarsa /Maqtabs	85			85	132614	132614	78	4913152	58	84710		63.88	
7	NCLP	0	0	0	0	0	0	0	0	0	0	0.00	0.00	
	Total	114256	8128187	240	114153	13072838	13072838	113875	412568359	58	7113248	87.51	54.41	

Date: _____
 Place: LUCKNOW




(Signature)
 Secretary of the Nodal Department
 Government of Uttar Pradesh
 (आरक्षण विभाग, गोरखपुर)

आरक्षण विभाग
 गोरखपुर

STATE: UTTAR PRADESH

Financial Year: 2015-16

Quarter: 3rd

Period: OCT TO DEC 2015

[Mid-Day Meal Scheme]
Quarterly Progress Report

Table: QT-1A

Table: QT-1A: COVERAGE (Upper Primary)

Sl. No.	Types of Schools/Centres	TARGET as per MDM-PAB approval				ACHIEVEMENT										
		No. of Schools /Centres	Upper Primary	Upper Primary with Primary classes	No. of Children	No. of working days as per PAB Approval for FY	Total No. of existing schools as on date	Enrollment	Number of Children opted for MDM	No. of Schools/Centres actually served		No. of meals served	No. of working days	Average number of children (=12/13)	% coverage against PAB approval (=14/5)	% coverage against enrollment (=14/8*100)
1	2	3	4	5	6	7	8	9	10	11	12	13	14	15	16	
1	Govt Schools	46168				555	88225	88225	330	110	2829179	58	48179		55.29	
2	Local Body Schools	7629			240	45650	3660925	3660925	45560	50	113528103	58	1957381		53.47	
3	Govt Aided Schools	0		3239610		7592	1778055	1778055	6623	605	52579644	58	906546	90.91	50.99	
4	EGS Centres	0				0	0	0	0	0	0	0	0		0.00	
5	AIE Centres	358				0	0	0	0	0	0	0	0		0.00	
6	Madarasa /Madrasahs	0				369	46360	46360	17	308	1770669	58	30529		65.85	
7	NCLP	0				67	3350	3350	67	0	111531	59	1890		56.42	
Total		54155		3239610	240	54233	5576915	5576915	52597	1073	170819126	58	2945157	90.91	52.81	

Date: _____
Place: LUCKNOW



(Signature)
Secretary of the Nodal Department
Government of Uttar Pradesh

उत्तर प्रदेश शासन
नोडल विभाग
लखनऊ

[Mid-Day Meal Scheme]
Quarterly Progress Report

Table: QT-2

STATE: UTTAR PRADESH
Financial Year: 2015-16
Quarter: 3rd
Period: OCT TO DEC 2015

Table: QT-2: UTILISATION OF FOODGRAINS (PRY & U PRY)

Sl. No.	Foodgrains	PRIMARY						UPPER PRIMARY					
		Annual Allocation	Allocation for the current Qtr.	Opening Balance at the Starting of the Qtr.	Lifted from FCI during the Qtr	Aggregate quantity Consumed at School level	Balance* Stock at the end of the Qtr (col.5+6-7)	Annual Allocation	Allocation for the current Quarter	Opening Balance at the Starting of the Qtr.	Lifted from FCI during the Qtr	Aggregate quantity Consumed at School level	Balance* Stock at the end of Qtr (col.11+12-13)
1	Rice	138071.340	15768.480	43667.798	14685.175	27522.842	30830.131	83342.770	9293.355	21529.617	8838.883	17096.602	13271.898
2	Wheat	67020.210	7899.976	21587.269	7388.038	13733.995	15241.312	41049.420	4629.981	11859.187	4450.188	8526.505	7782.870
	Total	203091.550	23668.456	65255.067	22073.213	41256.837	46071.443	124392.190	13923.336	33388.804	13289.071	28623.107	21054.768

* Includes unspent balance at State, District, Block and schools/cooking agencies level at the end of quarter.

Date: _____
Place: _____

(Handwritten Signature)

(Signature)
Secretary of Mid-Day Meal Department
Government of Uttar Pradesh

(Handwritten Signature)

[Mid-Day Meal Scheme]
Quarterly Progress Report

Table: QT-2A

STATE: UTTAR PRADESH

Financial Year: 2015-16

Quarter: 3rd

Period: OCT TO DEC 2015


Table: QT-2A: STATUS OF PAYMENT OF COST OF FOOD GRAINS TO FCI

Stage	Foodgrain allocated for the quarter(in MTs)	Funds Released by GOI (Rs. in lakh)	Foodgrain lifted during the quarter	Bill raised by FCI		Payment to FCI	
				Qty (in MT)	Amount (Rs in Lakhs)	Qty (in MT)	Amount (Rs in Lakhs)
1	2	3	4	5	6	7	8
Primary	37591.79	3586.84	35362.28	107242.7	2046.44200	100357.6	1915.059
Upper Primary							
Total	37591.79	3586.84	35362.28	107242.7	2046.44200	100357.6	1915.059

Date: _____

Place: _____

(Signature)
Secretary of the Nodal Department
Government of Uttar Pradesh



**[Mid-Day Meal Scheme]
Quarterly Progress Report**

Table: QT-3

STATE: UTTAR PRADESH
Financial Year: 2015-16
Quarter: 3rd
Period: OCT TO DEC 2015

Table: QT-3: UTILISATION OF CENTRAL ASSISTANCE TOWARDS COOKING COST (PRY & U PRY)


Sl. No.	Stage	Allocation for the current FY			Opening Balance at the beginning of the Quarter			Cooking assistance released during the Qtr.			Cooking cost expenditure during the Qtr. (Note: 2)			Unspent Balance at the end of the Quarter [Col: 8+11-14] (Note: 1)		
		Central Share	State Share	Total	Central share	State Share	Total	Central share	State Share	Total	Central share	State Share	Total	Central share	State Share	Total
1	2	3	4	5	6	7	8	9	10	11	12	13	14	15	16	17
1	Primary	56474.64	18824.88	75299.52	-1856.66	7772.94	5916.28	10789.06	3596.21	14385.27	9218.78	6145.85	15364.63	-286.38	5223.30	4936.92
2	Upper Primary	33704.90	11234.97	44939.87	4137.33	597.45	4734.78	6721.97	2240.55	8962.52	5664.20	3776.13	9440.33	5195.10	-938.13	4256.97
	Total	90179.54	30059.85	120239.39	2280.67	8370.40	10651.06	17511.03	5836.76	23347.79	14882.98	9921.98	24804.96	4908.72	4285.18	9193.89

Note 1: Includes Central Assistance & State Contribution, both in terms of funds and monetary value of the commodities supplied by the State/UT and remain unspent at State, District, Block, Village/Panchayat & School/cooking agency levels.

Note 2: It is only the actual expenditure at the school level including monetary value of the commodities supplied by the State/UT and consumed at schools/cooking agencies level. It does not include the unspent balance at the schools/cooking agencies level.

Date: _____
Place: _____




 GOVERNMENT OF UTTAR PRADESH
 DEPARTMENT OF EDUCATION
 Lucknow

(Signature)
 Secretary of the Nodal Department
 Government of Uttar Pradesh
 Lucknow

[Mid-Day Meal Scheme]
Quarterly Progress Report

Table: QT-4

STATE: UTTAR PRADESH

Financial Year: 2015-16

Quarter: 3rd

Period: OCT TO DEC 2015

Table: QT-4: UTILIZATION OF CENTRAL ASSISTANCE TOWARDS COOK-CUM-HELPER

Sl. No.	Stage	Total No. of cook-cum-helpers approved	No. of cook-cum-helpers working during the Qtr.	Funds released during the quarter			Opening Balance in the beginning of the quarter			Expenditure			Unspent Balance at the end of the quarter		
				Central share	State Share	Total	Central share	State Share	Total	Central share	State Share	Total	Central share	State Share	Total
1	2	3	4	5	6	7	8	9	10	11	12	13	14	15	16
1	Primary	309810	276728	12047.10	4015.70	16062.80	-7568.88	11485.80	3916.92	7829.84	5219.89	13049.73	-3351.62	10281.61	6929.99
2	U Primary	124222	121345												
	Total	434032	398073	12047.10	4015.70	16062.80	-7568.88	11485.80	3916.92	7829.84	5219.89	13049.73	-3351.62	10281.61	6929.99

Date: _____
Place: _____



(Signature)
Secretary of the Nodal Department
Government of Uttar Pradesh

(Signature)
Secretary of the Nodal Department
Government of Uttar Pradesh

[Mid-Day Meal Scheme]
Quarterly Progress Report

Table: QT-5

STATE: UTTAR PRADESH

Financial Year: 2015-16

Quarter: 3rd

Period: OCT TO DEC 2015

Table: QT-5:UTILIZATION OF CENTRAL ASSISTANCE TOWARDS MME & TRANSPORTATION (PRY & UPRY)

Sl. No.	ITEMS	Allocation for the current FY	Opening Balance at the beginning of the Quarter	Central assistance received during the Qtr.	Expenditure during the Qtr.	Unspent Balance at the end of the Quarter [Col. 4+5-6]	Expenditure from State/UT own resources, if any
1	2	3	4	5	6	7	8
1	Management, Monitoring and Evaluation (MME)	2546.66	750.12311	0	294.37	455.75311	
2	Transport Assistance	2337.76	1635.82452	0	10.61087	1625.21365	
	Total	4884.42	2385.94763	0	304.98087	2080.96676	

Date: _____
Place: _____

(Signature)
Secretary of the Nodal Department
Government of Uttar Pradesh

[Mid-Day Meal Scheme]
Quarterly Progress Report

Table: QT-6

STATE: UTTAR PRADESH
Financial Year: 2015-16
Quarter: 3rd
Period: OCT TO DEC 2015

Table: QT-6: UTILISATION OF CENTRAL ASSISTANCE TOWARDS CONSTRUCTION OF KITCHEN-CUM-STORES

Sl. No.	Years	PHYSICAL PROGRESS					FINANCIAL PROGRESS (Rs. in Lakhs)			PHYSICAL PROGRESS					FINANCIAL PROGRESS (Rs. in Lakhs)		
		Target (Units Sanctioned)	Constructed	In Progress	Not Started	Amount Sanctioned	Central	State	Expenditure	Target (Units Sanctioned)	Constructed	In Progress	Not Started	Amount Sanctioned	Central	State	Expenditure
1	2	3	4	5	6	7	8	9	10	11	12	13	14	15	16		
1	2006-07	13309	13119	0	0	7985.40000	0.00000	7869.89000	0	0	0	0.00000	0.00000	0.00000	0.00000		
2	2007-08	35295	35206	0	0	20920.15000	0.00000	20862.79000	15805	15599	0	0.00000	9483.00000	0.00000	9358.16000		
3	2008-09	17086	16457	0	0	10080.74000	0.00000	9709.63000	2792	2768	0	0.00000	1647.28000	0.00000	1633.12000		
4	2009-10	1216	1201	0	0	717.44000	0.00000	708.59000	257	254	0	0.00000	151.63000	0.00000	149.86000		
5	2010-11	18783	17180	0	20	11058.49125	3686.16375	13379.93000	2950	2946	0	4	1736.81250	578.93750	2312.62000		
6	2011-12	3353	3353	0	0	1974.07875	658.02625	2632.10500	2380	2317	4	10	1401.22500	467.07500	1810.40625		
7	2012-13	0	0	0	0	0.00000	0.00000	0.00000	0	0	0	0	0.00000	0.00000	0.00000		
8	2013-14	1456	840	0	0	928.20000	309.40000	714.00000	1674	1520	4	17	1067.17500	356.72500	1282.65000		
9	2014-15	0	0	0	0	0.00000	0.00000	0.00000	0	0	0	0	0.00000	0.00000	0.00000		
TOTAL		90498	87356	0	20	53664.50000	4653.59000	55876.93500	25858	25404	8	31	15487.12250	1401.73750	16546.81625		

Date: _____
Place: LUCKNOW

(Signature)
Secretary of the Nodal Department
Government of Uttar Pradesh



(Stamp)
Secretary of the Nodal Department
Government of Uttar Pradesh

[Mid-Day Meal Scheme]
Quarterly Progress Report

Table: QT-7

STATE: UTTAR PRADESH

Financial Year: 2015-16

Quarter: 3rd

Period: OCT TO DEC 2015

Table: QT-7: UTILISATION OF CENTRAL ASSISTANCE TOWARDS PROCUREMENT OF KITCHEN DEVICES

Sl. No.	Years	PRIMARY				UPPER PRIMARY							
		Target (Units Sanctioned)	Procured	In Progress	Not Procured	Target (Units Sanctioned)	Procured	In Progress	Not Procured				
1	2	3	4	5	6	7	8	9	10	11	12	13	14
1	2006-07	29466	29030	436	-	1473.30	1451.50	0	0	0	0	0.00	0.00
2	2007-08	47938	47270	668	-	2396.90	2363.50	20000	19932	68	-	1000.00	996.60
3	2008-09	25413	25359	54	-	1270.65	1267.95	21586	21133	453	-	1079.30	1056.65
4	2009-10	-	-	-	-	-	-	-	-	-	-	-	-
5	2010-11	-	-	-	-	-	-	-	-	-	-	-	-
Total		102817	101659	1158	0	5140.85	5082.95	41586	41065	521	0	2079.30	2053.25

Sl. No.	Years	PRIMARY+UPPER PRIMARY				FINANCIAL PROGRESS	
		Target	Procured	In Progress	Not Procured	Amount	Expenditure
1	2	3	4	5	6	7	8
6	2011-12	15033	14674	0	359	751.65	733.70
7	2012-13	9064	8443	0	621	453.20	422.15
8	2012-13	9970	9325	0	645	498.50	466.25
9	2014-15	34607	32632	0	1975	1730.35	1631.60
10	2014-15	10932	6774	0	4158	546.60	338.70
Total		79606	71848	0	7758	3980.30	3592.40

For Replacement of Year 2006-07

For Replacement of Year 2007-08

Date: _____
Place: LUCKNOW

(Signature)
Secretary of the Nodal Department
Government of Uttar Pradesh

[Mid-Day Meal Scheme]
Quarterly Progress Report

Table - QT-8

STATE: UTTAR PRADESH

Financial Year: 2015-16


Quarter: 3rd


Period: OCT TO DEC 2015


Table: QT-8: Inspections Carried Out by State / UT official

Stage	No. of Institutions	No. of institutions inspected				Total coverage in %	No. of Centralized Kitchen	No. Centralized kitchen inspected				Total coverage in %
		Till last Quarter	During the Quarter	Total covered till the end of Quarter	5=(3+4)			Total coverage in %	6	Till last Quarter	8	
1	2	3	4	5=(3+4)	6	7	8	9	10=(8+9)	11		
Primary	114256	190617	87718	278335	165.27	154	319	131	450	292.21		
Upper Primary	54155											
Total	168411	190617	87718	278335	165.27	154	319	131	450	292.21		


Date: _____
Place: LUCKNOW








(Signature)
Secretary of the Nodal Department
Government of Uttar Pradesh





[Mid-Day Meal Scheme]
Quarterly Progress Report

Table: QT-9

STATE: UTTAR PRADESH

Financial Year: 2015-16

Quarter: 3rd

Period: OCT TO DEC 2015

Table: QT-9: School Health Programme - (Primary & Upper Primary)

Stage	Health Check up carried out		Distribution of Iron Folic Acid Tablets		Distribution of De-worming Tablets		Visually Impaired		Weight Measurement		Measurement of Height	
	No. of Schools/Centers	No. of Children	No. of Schools /Centres	No. of Children	No. of Schools /Centres	No. of Children	No. of Children with refractive error	No. of Children received spectacles	No. of Schools	No. of Children	No. of Schools	No. of Children
1 Primary+Upper Primary	2 277092	3 19769378	4 277092	5 19769378	6 277092	7 19769378	8 3106598	9 87751	10 277092	11 19769378	12 277092	13 19769378

- Note :
1. The above information is received from the office of the National Rural Health Mission, UP.
 2. Eye checkup and Distribution of spectacles is done under National Programme for Control of Blindness, UP.
 3. The Programme is now in its second round of screening.

Date: _____

Place: LUCKNOW

(Signature)
Secretary of the Nodal Department
Government of Uttar Pradesh

**[Mid-Day Meal Scheme]
Quarterly Progress Report**

Table : QT-10

STATE: UTTAR PRADESH
Financial Year: 2015-16
Quarter: 3rd
Period: OCT TO DEC 2015

Table: QT-10: Monitoring and Evaluation [Primary + Upper Primary]

A. State Steering-cum-Monitoring Committee

1. Date of Constitution of SSMC: -	25-Jun-04
2. Whether meeting of SSMC held during the Quarter: -	No
3. If yes, -	
(i) Whether representatives of MHRD attended the meeting	No
ii) Whether representatives of MI attended the meeting	No
iii) Gist of the Important decisions	
4. Date of last meeting prior to the one mentioned in (2): -	10-01-2012

B. No. of SMC meetings at District level

Quarter	Total No. of districts	No. of districts having SMCs	No. of Meetings held during quarter
1	2	3	4
2	75	75	225
3			
4			

C. Major occurrences if any, related to food supply

Occurrence pending at the beginning of the Qtr.			Occurrence came to notice during the Qtr.				Occurrence attended during the Qtr.		Occurrence pending at the end of the Qtr.				
No. of Occ.	No. fell ill	No. died	No. of Occ.	No. fell ill	No. died	No. found actionable	No. found non-actionable	Total	No. of Occ.	No. fell ill	No. died		
1	2	3	4	5	6	7	8	9	10	11	12		
Nil													

D. Cases of social/gender discrimination : Please give details of the incidents and action taken thereon. Nil

E. Impact/Evaluation Studies Commissioned, if any, during the Quarter

Institute /Agency to which Commissioned	Study for the period	Area where study would be carried out	Date when commissioned	Time Limit for Receipt of Report

E. Major Conclusions of Impact/Evaluation Study Reports Received, if any, during the Quarter

Months during which study carried out and Date of Report	Gist of Findings	Action taken on the Findings

Date: _____
Place: LUCKNOW

(Signature)
Secretary of the Nodal Department
Government of Uttar Pradesh

[Mid-Day Meal Scheme]
Quarterly Progress Report

Table: QT-11

STATE: UTTAR PRADESH

Financial Year: 2015-16

Quarter: 3rd

Period: OCT TO DEC 2015


Table: QT-11: Availability of other Infrastructure [Primary + Upper Primary]

Total No. of Schools/Centres	Availability of Gas based cooking: No. of Schools/Centres			Availability of Toilet Facility: No. of Schools/Centres			Availability of Drinking water facility: No. of Schools/Centres		
	Till last Qtr.	Provided during the Qtr.	Till the end of the Qtr.	Till last Qtr.	Provided during the Qtr.	Till the end of the Qtr.	Till last Qtr.	Provided during the Qtr.	Till the end of the Qtr.
1	2	3	4	5	6	7	8	9	10
168411	104363	0	104363	-	-	-	-	-	-


कॉलम-5 से 10 तक की सूचनाएं मध्याह्न भोजन योजना से सम्बंधित न होने के कारण दिया जाना संभव नहीं हो पा रहा है इसके स्थान पर Hand Washing Facility की सूचना AWP 2016-17 के अनुसार संलग्न है

No. of schools having hand washing facilities	Type of hand washing facilities (number of schools)				
	Multi tap	Tap	Hand pump	Pond/ well/ Stream	Others
167545	2815	3378	160585	0	767

Date: _____
Place: LUCKNOW






(Signature)

Secretary of the Nodal Department
Government of Uttar Pradesh