

पत्रांक: 3936/OPR-2013-14

प्रेषक,

सचिव,
बेसिक शिक्षा,
उ०प्र० शासन, लखनऊ।

सेवा में,

अपर सचिव,
भारत सरकार,
मानव संसाधन विकास मंत्रालय,
स्कूल शिक्षा एवं साक्षरता विभाग,
शास्त्री भवन, नई दिल्ली।

शिक्षा अनुभाग-6

लखनऊ

दिनांक 26-02-2014

विषय: वित्तीय वर्ष 2013-14 तृतीय त्रैमास (अक्टूबर, 2013 से दिसम्बर, 2013) की त्रैमासिक प्रगति आख्या प्रेषण के सम्बन्ध में।

महोदय,

मध्याह्न भोजन योजना से सम्बन्धित वित्तीय वर्ष 2013-14 तृतीय त्रैमास (अक्टूबर, 2013 से दिसम्बर, 2013) की त्रैमासिक प्रगति रिपोर्ट निर्धारित प्रारूप पर संलग्न कर प्रेषित है।

संलग्नक-उक्तवत्

भवदीय

N¹¹

(नीतीश्वर कुमार)

सचिव

[Mid-Day Meal Scheme]
Quarterly Progress Report

Table: QT-1

STATE: UTTAR PRADESH

Financial Year: 2013-14


Quarter: 3rd

Period: OCTOBER TO DECEMBER 2013

Table: QT-1: COVERAGE (Primary)

Sl. No.	Types of Schools/Centres	TARGET as per PAB-MDM approval			Total No. of existing schools as on date	Enrollment	Number of Children opted for MDM	ACHIEVEMENT					
		No. of Schools /Centres	No. of Children	No. of working days as per PAB Approval for FY				No. of Schools/Centres actually served	No. of meals served	No. of working days	Average number of children (=10/11)	% coverage against PAB approval (=12/4)	% coverage against enrollment (=127*100)
1	Govt Schools	3	4	5	6	7	8	9	10	11	12	13	14
1	Govt Schools	113624	8900000	243	150	22109	22109	140	699684	59	11859		53.64
2	Local Body Schools	631	8900000	243	112690	13379019	13379019	110690	442069797	59	7492708		56.00
3	Govt Aided Schools	4	8900000	243	1149	280541	280541	1138	9249360	58	159472	86.89	56.84
4	EGS Centres	4	8900000	243	0	0	0	0	0	0	0		0.00
5	AIE Centres	4	8900000	243	0	0	0	0	0	0	0		0.00
6	Madarsa /Maqtabs	140	8900000	243	372	123357	123357	351	4064741	59	68894		55.85
7	NCLP	0	8900000	243	0	0	0	0	0	0	0	0.00	0.00
	Total	114399	8900000	243	114361	13805026	13805026	112319	456083582	59	7730230	86.86	56.00

Date: _____
Place: LUCKNOW


 (Secretary)
 Government of Uttar Pradesh
 Lucknow

(Signature)
 Secretary of the Nodal Department
 Government of Uttar Pradesh
 Lucknow

[Mid-Day Meal Scheme]
Quarterly Progress Report

Table: QT-1A

STATE: UTTAR PRADESH

Financial Year: 2013-14

Quarter: 3rd

Period: OCTOBER TO DECEMBER 2013

Table: QT-1A: COVERAGE (Upper Primary)

Sl. No.	Types of Schools/Centres	TARGET as per MDM-PAB approval		No. of Children	No. of working days as per PAB Approval for FY	Total No. of existing schools as on date	Enrollment	Number of Children opted for MDM	No. of Schools/Centres actually served		No. of meals served	No. of working days	Average number of children (=12/13)	% coverage against PAB approval (=14/5)	% coverage against enrollment (=14/8*100)
		Upper Primary	Upper Primary with Primary classes						Upper Primary	Upper Primary with Primary classes					
1	2	3	4	5	6	7	8	9	10	11	12	13	14	15	16
1	Govt Schools	45995			243	474	92913	92913	302	126	2868248	59	48614		52.32
2	Local Body Schools	7615			243	45481	3986458	3986458	30857	14475	130077329	59	2204700		55.30
3	Govt Aided Schools	0		3400000	243	7533	1864219	1864219	6082	898	55285949	59	937050	94.18	50.27
4	EGS Centres				243	0	0	0	0	0	0	0	0		0.00
5	AIE Centres				243	0	0	0	0	0	0	0	0		0.00
6	Madarsa/Maqabs				243	115	17295	17295	20	89	684438	58	11801		68.23
7	NCLP				287	877	43332	43332	672	78	1323459	61	21696	94.70	50.07
	Total	55222		3422910		54480	6004217	6004217	37933	15666	190239423	59	3224397	94.20	53.70

168841

Date: _____
Place: LUCKNOW

(Signature) _____
Secretary of the Nodal Department
Government of Uttar Pradesh
उत्तर प्रदेश सरकार

(असह निष्ठा)
सहायक निदेशक
मध्यम शैक्षणिक विभाग
लखनऊ

[Mid-Day Meal Scheme]
Quarterly Progress Report

Table: QT-2

STATE: UTTAR PRADESH

Financial Year: 2013-14

Quarter: 3rd

Period: OCTOBER TO DECEMBER 2013

Table: QT-2: UTILISATION OF FOODGRAINS (PRY & U PRY)

Sl. No.	Foodgrains	PRIMARY							UPPER PRIMARY						
		Annual Allocation	Allocation for the current Qtr.	Opening Balance at the Starting of the Qtr.	Lifted from FCI during the Qtr	Aggregate quantity Consumed at School level	Balance* at the end of the Qtr (col.5+6-7)	Annual Allocation	Allocation for the current Quarter	Opening Balance at the Starting of the Qtr.	Lifted from FCI during the Qtr	Aggregate quantity Consumed at School level	Balance* Stock at the end of Qtr (col.11+12-13)		
1	Rice	142738.200	29381.250	28973.823	28977.293	30476.304	27474.812	82444.740	19501.380	10924.354	19136.715	19227.204	10833.865		
2	Wheat	73531.800	13900.230	17383.442	13612.953	15066.684	15929.711	42471.536	9823.620	6118.463	9599.497	9427.759	6290.201		
	Total	216270.000	43281.480	46357.265	42590.246	45542.988	43404.523	124916.276	29325.000	17042.817	28736.212	28654.963	17124.066		

* Includes unspent balance at State, District, Block and schools/cooking agencies level at the end of quarter.

Date: _____
Place: _____

(Signature)
Secretary of the Nodal Department
Government/UT Administration
उद्योग शासन

(Signature)
Secretary of the Nodal Department
Government/UT Administration
उद्योग शासन

[Mid-Day Meal Scheme]
Quarterly Progress Report

Table: QT-2A

STATE: UTTAR PRADESH

Financial Year: 2013-14

Quarter: 3rd

Period: OCTOBER TO DECEMBER 2013

Table: QT-2A: STATUS OF PAYMENT OF COST OF FOOD GRAINS TO FCI

Stage	Foodgrain allocated for the quarter(in MTs)	Funds Released by GOI (Rs. in lakh)	Foodgrain lifted during the quarter	Bill raised by FCI		Payment to FCI	
				Qty (in MT)	Amount (Rs in Lakhs)	Qty (in MT)	Amount (Rs in Lakhs)
1	2	3	4	5	6	7	8
Primary	72606.48	5313.98	71326.46	61572.48	3792.55	59013.61	3654.99
Upper Primary							
Total	72606.48	5313.98	71326.46	61572.48	3792.55	59013.61	3654.99

Date: _____

Place: _____

SA
(Signature)

सचिव
शिक्षा विभाग
उत्तर प्रदेश सरकार
लखनऊ

NH
(Signature)

(नीतीश्वर कुमार)
सचिव
विभाग
Secretary of the Nodal Department
Government/UT Administration of _____

[Mid-Day Meal Scheme]
Quarterly Progress Report

Table: QT-3

STATE: UTTAR PRADESH

Financial Year: 2013-14

Quarter: 3rd

Period: OCTOBER TO DECEMBER 2013

Table: QT-3: UTILISATION OF CENTRAL ASSISTANCE TOWARDS COOKING COST (PRY & U PRY)

Sl. No.	Stage	Allocation for the current FY			Opening Balance at the beginning of the Quarter			Cooking assistance released during the Qtr.			Cooking cost expenditure during the Qtr. (Note: 2)			Unspent Balance at the end of the Quarter [Col. 8+11-14] (Note: 7)		
		Central Share	State Share	Total	Central share	State Share	Total	Central share	State Share	Total	Central share	State Share	Total	Central share	State Share	Total
1	Primary	53514.81	17736.81	71251.62	1040.67	8759.02	9799.69	13717.96	4572.41	18290.37	11247.37	3749.12	14996.49	3511.26	9582.31	13093.57
2	Upper Primary	30800.46	10261.33	41061.79	4704.42	786.73	5491.15	8762.97	2920.77	11683.74	6947.35	2315.78	9263.13	6520.04	1391.72	7911.76
	Total	84315.27	27998.14	112313.41	5745.09	9545.75	15290.84	22480.93	7493.18	29974.11	18194.72	6064.90	24259.62	10031.30	10974.03	21005.33

Note 1: Includes Central Assistance & State Contribution, both in terms of funds and monetary value of the commodities supplied by the State/UT and remain unspent at State, District, Block, Village/Panchayat & School/cooking agency levels.

Note 2: It is only the actual expenditure at the school level including monetary value of the commodities supplied by the State/UT and consumed at schools/cooking agencies level. It does not include the unspent balance at the schools/cooking agencies level.

Date: _____
Place: _____

(Signature) **(नीतीश्वर कुमार)**
Secretary of the Nodal Department
Government/UT Administration of शिक्षा विभाग
दक्षिण शासन

SL
(शिक्षा विभाग)
मुख्य अधिकारी
दक्षिण शासन

[Mid-Day Meal Scheme]
Quarterly Progress Report

Table: QT-4

STATE: UTTAR PRADESH

Financial Year: 2013-14

Quarter: 3rd

Period: OCTOBER TO DECEMBER 2013

Table: QT-4: UTILIZATION OF CENTRAL ASSISTANCE TOWARDS COOK-CUM-HELPER

Sl. No.	Stage	Total No. of cook-cum-helpers approved	No. of cook-cum-helpers working during the Qtr.	Funds released during the quarter			Opening Balance in the beginning of the quarter			Expenditure			Unspent Balance at the end of the quarter		
				Central share	State Share	Total	Central share	State Share	Total	Central share	State Share	Total	Central share	State Share	Total
1	2	3	4	5	6	7	8	9	10	11	12	13	14	15	16
1	Primary	309810	281804	6194.29	2064.76	8259.05	-9625.66	10991.54	1365.88	7945.60	2648.53	7901.43	-11376.97	10407.77	-969.20
2	U Primary	124222	118774												
	Total	434032	400578	6194.29	2064.76	8259.05	-9625.66	10991.54	1365.88	7945.60	2648.53	7901.43	-11377	10407.77	-969.2

Date: _____
Place: _____

(Signature)
(अधीनस्थ)

अधिकारी
उत्तर प्रदेश सरकार

(Signature)
Secretary of the Nodal Department
Government/UT Administration of _____
अधीनस्थ
उत्तर प्रदेश सरकार

[Mid-Day Meal Scheme]
Quarterly Progress Report

Table: QT-5

STATE: UTTAR PRADESH

Financial Year: 2013-14


Quarter: 3rd


Period: OCTOBER TO DECEMBER 2013

Table: QT-5:UTILIZATION OF CENTRAL ASSISTANCE TOWARDS MME & TRANSPORTATION (PRY & UPRY)

Sl. No.	ITEMS	Allocation for the current FY	Opening Balance at the beginning of the Quarter	Central assistance received during the Qtr.	Expenditure during the Qtr.	Unspent Balance at the end of the Quarter [Col. 4+5-6]	Expenditure from State/UT own resources, if any
1	2	3	4	5	6	7	8
1	Management, Monitoring and Evaluation (MME)	2478.84	600.6944	600	351.14904	849.54536	
2	Transport Assistance	2558.91	71.82	790.37	369.55	492.64	
	Total	5037.75	672.5144	1390.37	720.69904	1342.18536	

Date: _____
Place: _____


 (Secretary)
 प्रमुख
 शाखा
 शिक्षण
 विभाग
 उत्तर प्रदेश

(Signature) 
 Secretary of the Nodal Department
 Government/UT Administration of शेखरपुर
 शाखा शिक्षण विभाग
 उत्तर प्रदेश

[Mid-Day Meal Scheme]
Quarterly Progress Report

Table: QT-6

STATE: UTTAR PRADESH

Financial Year: 2013-14

Quarter: 3rd

Period: OCTOBER TO DECEMBER 2013

Table: QT-6: UTILISATION OF CENTRAL ASSISTANCE TOWARDS CONSTRUCTION OF KITCHEN-CUM-STORES

Sl. No.	Years	PHYSICAL PROGRESS				FINANCIAL PROGRESS		PHYSICAL PROGRESS				FINANCIAL PROGRESS	
		Target (Units Sanctioned)	Constructed	In Progress	Not Started	Amount Sanctioned	Expenditure	Target (Units Sanctioned)	Constructed	In Progress	Not Started	Amount Sanctioned	Expenditure
1	2	3	4	5	6	7	8	9	10	11	12	13	14
1	2006-07	13117	13119	0	0	787010000	786651000	0	0	0	0	0	0
2	2007-08	33014	33019	0	3	1957458500	1956992500	15557	15556	0	3	933385000	932058000
3	2008-09	15185	15185	0	0	895915000	895915000	2670	2666	0	4	157885000	157649000
4	2009-10	4728	4724	0	4	278947000	278711000	434	434	0	0	25617625	25617625
5	2010-11	17160	17073	69	18	1010295350	1005173225	2891	2887	4	0	170207725	169972475
6	2011-12	3353	3316	22	15	200999275	200414831	2358	2215	55	88	135235900	127606682
7	2013-14	1324	0	0	1324	84405000	0	1806	0	0	1806	115132500	0
	Total	87881	86436	91	1364	5215030125	5123857556	25716	23758	59	1901	1537463750	1412903782

Date: _____
Place: _____

(Signature)
(सहायक निदेशक)
आयुक्त निदेशक
मध्यम शैक्षणिक विभाग
उत्तर प्रदेश सरकार
लखनऊ

(Signature)
Secretary of the Nodal Department
Government/UT Administration
लखनऊ

[Mid-Day Meal Scheme]
Quarterly Progress Report

Table: QT-7

STATE: UTTAR PRADESH
Financial Year: 2013-14
Quarter: 3rd
Period: OCTOBER TO DECEMBER 2013

Table: QT-7: UTILISATION OF CENTRAL ASSISTANCE TOWARDS PROCUREMENT OF KITCHEN DEVICES



Sl. No.	Years	PRIMARY						UPPER PRIMARY					
		No. of Schools /Centres			FINANCIAL PROGRESS (Rs. in lakhs)			PHYSICAL PROGRESS			FINANCIAL PROGRESS (Rs. in lakhs)		
		Target Sanctioned)	Procured	In Progress	Not Procured	Amount Sanctioned	Expenditure	Target (Units Sanctioned)	Procured	In Progress	Not Procured	Amount Sanctioned	Expenditure
1	2	3	4	5	6	7	8	9	10	11	12	13	14
1	2006-07	29466	29030	436	-	1473.30	1451.50	0	0	0	0	0.00	0.00
2	2007-08	47938	47270	668	-	2396.90	2363.50	20000	19932	68	-	1000.00	996.60
3	2008-09	25413	25359	54	-	1270.65	1267.95	21586	21133	453	-	1079.30	1056.65
4	2009-10	-	-	-	-	-	-	-	-	-	-	-	-
5	2010-11	-	-	-	-	-	-	-	-	-	-	-	-
	Total	102817	101659	1158	0	5140.85	5082.95	41586	41065	521	0	2079.30	2053.25

Sl. No.	Years	PRIMARY+UPPER PRIMARY						FINANCIAL PROGRESS	
		Target	Procured	In Progress	Not Procured	Amount	Expenditure	Amount	Expenditure
1	2	3	4	5	6	7	8		
6	2011-12	15033	14674	0	359	751.65	733.70		
7	2012-13	9064	7354	0	1710	453.50	367.70		
8	2012-13	9970	7538	0	2432	498.50	376.90		
	Total	34067	29566	0	4501	1703.65	1478.3		

For Replacement of Year 2006-07

Note 1: Out of 359 Units in Col:6, 18 Laps and 241 Surrender in FY 2011-12
Note 2: Out of 4993 Units in Col:6 316 Units (11 Units in SHAMLI, 34 Units in District KHERI, 101 Units in HAPUR and 170 Units in District SULTANPUR) Surrendered in FY 2012-13

Date: _____
Place: LUCKNOW

(Signature)  (Signature) 
Secretary of the Nodal Department
Government of Uttar Pradesh

[Mid-Day Meal Scheme]
Quarterly Progress Report

Table - QT-8

STATE: UTTAR PRADESH

Financial Year: 2013-14

Quarter: 3rd

Period: OCTOBER TO DECEMBER 2013

Table: QT-8: Inspections Carried Out by State / UT official

Stage	No. of Institutions	No. of institutions inspected				Total coverage in %	No. of Centralized Kitchen	No. Centralized Kitchen inspected				Total coverage in %
		Till last Quarter	During the Quarter	Total covered till the end of Quarter	Total covered till the end of Quarter			Till last Quarter	During the Quarter	Total covered till the end of Quarter	Total covered till the end of Quarter	
1	2	3	4	5=(3+4)	6	7	8	9	10=(8+9)	11		
Primary	114399	146971	101771	299758	176.72	212	399	245	644	304		
Upper Primary	55222	51016										
Total	169621	197987	101771	299758	176.72	212	399	245	644	304		

Date: _____
Place: _____

(Signature) _____
Secretary of the Nodal Department
Government/UT Administration of _____
देसिक शिक्षा विभाग
गोरख शारन

(Signature) _____
(Name) _____

[Mid-Day Meal Scheme]
Quarterly Progress Report

Table: QT-9

STATE: UTTAR PRADESH

Financial Year: 2013-14

Quarter: 3rd


Period: OCTOBER TO DECEMBER 2013


Table: QT-9: School Health Programme - (Primary & Upper Primary)

Coverage under School Health Programme												
Stage	Health Check up carried out		Distribution of Iron Folic Acid Tablets		Distribution of De-worming Tablets		Visually Impaired		Weight Measurement		Measurement of Height	
	No. of Schools/Centers	No. of Children	No. of Schools /Centres	No. of Children	No. of Schools /Centres	No. of Children	No. of Children with refractive error	No. of Children received spectacles	No. of Schools	No. of Children	No. of Schools	No. of Children
1	2	3	4	5	6	7	8	9	10	11	12	13
Primary+Upper Primary	202996	11671531	202996	11671531	202996	11671531	58288	36126	202996	11671531	202996	11671531

Note: The above information has been obtained from the office of National Rural Health Mission, U.P.

Date: _____
Place: _____

(Signature) 
Secretary of the Nodal Department (बीबीएचएर कुमारी)
Government/UT Administration (बीबीएचएर कुमारी)
बिहार शासना
गोरख शहर


(अज्ञान मिश्र)
अज्ञान मिश्र
अज्ञान मिश्र

Gist of findings

- Management information System (MIS) should be developed and should be integrated with SMS services from the school to avoid the problems of inaccurate information or delayed response.
- Institutional connections of LPG should be given to the schools. The difference in LPG Cylinder Colour and Size will certainly check the mishappenings.
- The government should either scout for large NGOs or shift the MDM activities to the schools with proper arrangement of manpower.
- A Mid Day Meal Menu Book should be prepared based on nutritional guidelines, diversity in food, taste and preference of the students.
- MDM has played an important role in retention of students in schools and in completion of their primary education.
- Rural educated youth should be involved as Field Coordinators from the local areas, who can coordinate between Gram Pradhan and School Teachers on a cluster of 4-5 schools. These field coordinators will be responsible for making all logistics arrangement and record keeping related to MDM and will supervise the cooks-cum-helpers.
- Local catering/hotel management and other institutions should be engaged for delivering training to the Mid-day Meal Cooks-cum-Helpers. These institutions should be requested to design a Special Certificate Course for Mid-Day Meal Cooks-cum-Helpers.
- There is a need to link wages of the cook to price index so that the cooks continues to provide good services. Depending on the budget, the real wages can be improved by 5% every year for the cooks.
- One time payment of Rs. 5000 per school for purchasing and maintaining kitchen devices such as cooking chulha, utensils, food storage containers and serving plates are not sufficient as reported by most of the schools.
- A Model of Public-Private Partnership should be developed for establishment of central kitchen by involving corporate sector particularly catering, hotels and hospitality sector.
- Proper promotional strategy and media trageting need to be done for better coverage and media reach.
- Comprehensive, periodical and systematic orientation is mandatory to sensitize all stakeholders in order to understand this scheme well.
- There should be provision of MDM cell at each block level (Block coordinator and computer operator) to facilitate and run the scheme properly.
- Each school should be subjected to social auditing once in two years.
- IVRS system may be extended to other reporting like menu served/status of kitchen cum store/cook honorarium status/raw material availability etc for the further improvement of the scheme.
- It is also suggested that the present system of provision of food grain from the central government may be modified to provision of extra cost of food grain which may either be added to the conversion cost or may be provided separately in the name of food grain. This system will reduce the lengthy chain of supply of food grain from the central government to the school level.

[Mid-Day Meal Scheme]
Quarterly Progress Report

Table: QT-11

STATE: UTTAR PRADESH

Financial Year: 2013-14


Quarter: 3rd

Period: OCTOBER TO DECEMBER 2013

Table: QT-11: Availability of other Infrastructure [Primary + Upper Primary]

Total No. of Schools/Centres	Availability of Gas based cooking: No. of Schools/Centres			Availability of Toilet Facility: No. of Schools/Centres			Availability of Drinking water facility: No. of Schools/Centres		
	Till last Qtr.	Provided during the Qtr.	Till the end of the Qtr.	Till last Qtr.	Provided during the Qtr.	Till the end of the Qtr.	Till last Qtr.	Provided during the Qtr.	Till the end of the Qtr.
1	2	3	4	5	6	7	8	9	10
169621	98209	199	98408	151355	0	151355	154012	0	154012

Date: _____
 Place: _____


 (N. K. Singh)
 (भारत सरकार)
 शिक्षा विभाग
 उत्तर प्रदेश सरकार

N.K.
 (Signature)
 Secretary of the Nodal Department
 Government/UT Administration