

प्रेषक,
प्रमुख सचिव,
बेसिक शिक्षा,
उ0प्र0 शासन, लखनऊ।

सेवा में,
संयुक्त सचिव,
भारत सरकार,
मानव संसाधन विकास मंत्रालय,
स्कूल शिक्षा एवं साक्षरता विभाग,
शास्त्री भवन, नई दिल्ली।

शिक्षा (6) अनुभाग

लखनऊ

दिनांक ०७ फरवरी, 2013

विषय: वित्तीय वर्ष 2012-13 की तृतीय त्रैमास की प्रगति आख्या अक्टूबर से दिसम्बर, 2012 के प्रेषण के सम्बन्ध में।

महोदय,

उपर्युक्त विषयक मध्यान्ह भोजन योजना से सम्बन्धि तृतीय त्रैमास (अक्टूबर से दिसम्बर, 2012) की त्रैमासिक प्रगति रिपोर्ट निर्धारित प्रारूप पर संलग्न कर प्रेषित है।
संलग्नक--उक्तवत्।

भवदीय,
8.2.13
(सुनील कुमार)
प्रमुख सचिव
सुनील कुमार
शिक्षा विभाग
लखनऊ

[Mid-Day Meal Scheme]
 Quarterly Progress Report

Table: QT-1: COVERAGE (Primary)

No.	Types of Schools/Centres	TARGET as per PAB-MDM approval			Total No. of existing schools as on date	Enrollment	Number of Children opted for MDM	ACHIEVEMENT						
		No. of Schools /Centres	No. of Children	No. of working days as per PAB Approval for FY				No. of Schools/Centres actually served	No. of meals served	No. of working days	Average number of children (=10/11)	% coverage against PAB approval (=12/4)	% coverage against enrollment (=127*100)	
1	Govt Schools	3	4	5	6	7	8	9	10	11	12	13	14	
2	Local Body Schools	113977	9000000	234	151	31472	31472	138	994754	58	17151		54.50	
3	Govt Aided Schools				108547	271784	271784	1085	8547098	58	147364	87.83	54.22	
4	EGS Centres	366			0	0	0	0	20320	53	383		15.11	
5	AIE Centres				101	2535	2535	38	2558470	56	45687		44.16	
6	Madarsa /Madrabs	334			287	103451	103451	246	268530	60	4476	10.53	29.32	
7	NCLP	1430	42519	312	331	15266	15266	192		58	7907954	87.45	56.20	
Total		116107	9042519		110540	14072264	14072264	108821	458661338					

Date: _____
 Place: LUCKNOW

अपर निदेशक
 मध्याह्न भोजन प्राधिकरण
 उ.प्र.प्र., लखनऊ

निदेशक
 मध्याह्न भोजन प्राधिकरण
 उत्तर प्रदेश, लखनऊ

(Signature)
 Secretary of the Nodal Department
 Government of Uttar Pradesh

सुनील कुमार
 प्रमुख सचिव
 बालिक शिक्षा विभाग
 उत्तर प्रदेश सरकार

Table: QT-1

[Mid-Day Meal Scheme]
 Quarterly Progress Report

Table: QT-1A

Table: QT-1A: COVERAGE (Upper Primary)

No.	Types of Schools/Centres	TARGET as per MIDM-PAB approval			ACHIEVEMENT										
		Upper Primary	Upper Primary with Primary classes	No. of Children	No. of working days as per PAB Approval for FY	Total No. of existing schools as on date	Enrollment	Number of Children opted for MIDM	No. of Schools/Centres actually served	Upper Primary with Primary classes	No. of meals served	No. of working days	Average number of children (=12/13)	% coverage against PAB approval (=14/5)	% coverage against enrollment (=14/100)
1	2	3	4	5	6	7	8	9	10	11	12	13	14	15	16
1	Govt Schools				234	488	89925	89925	343	100	2795733	58	48030		53.41
2	Local Body Schools	53270			234	44892	3987649	3987649	29173	15602	128314080	59	2174815		54.54
3	Govt Aided Schools				234	7364	1814578	1814578	6274	489	50253587	58	866441		47.75
4	EGS Centres	0		3400000	234	0	0	0	0	0	0	0	0	91.52	
5	AIE Centres				234	0	0	0	0	0	0	0	0	0.00	
6	Madarsa/Madtlabs	229			234	102	24731	24731	14	87	621978	57	10912		44.12
7	NCLP				312	469	22273	22273	350	41	697333	60	11622		52.18
	Total	53499		3400000		53315	5939156	5939156	36154	16319	182672711	59	3096148	91.06	52.13

Office: Lucknow

अपर निदेशक
 मध्याह्न भोजन प्राधिकरण
 उद्योग, लखनऊ

निदेशक
 मध्याह्न भोजन प्राधिकरण
 उत्तर प्रदेश, लखनऊ

(Signature)
 Secretary of the Nodal Department
 Government of Uttar Pradesh

STATE: UTTARI
Financial Year: 201
Quarter: 3rd
Period: OCT-DEC

(Mid-Day Meal Scheme)
Quarterly Progress Report

Table: QT-2

Table: QT-2: UTILISATION OF FOODGRAINS (PRY & U PRY)

Sl. No.	Foodgrains	PRIMARY							UPPER PRIMARY						
		Annual Allocation	Allocation for the current Ctr.	Opening Balance at the Starting of the Ctr.	Lifted from FCI during the Ctr	Aggregate quantity Consumed at School level	Balance* Stock at the end of the Ctr. (col.5+5-7)	Annual Allocation	Allocation for the current Quarter	Opening Balance at the Starting of the Ctr.	Lifted from FCI during the Ctr	Aggregate quantity Consumed at School level	Balance* Stock at the end of Ctr (col.11+12-13)		
1	Rice	140407.02	40392.00	12091.84	39983.69	30954.56	21120.77	80890.84	24084.29	2450.81	23953.78	18340.47	8063.32		
2	Wheat	70192.98	20808.00	3587.23	19958.71	15579.35	12966.59	40439.25	12396.75	1745.95	11919.03	9267.59	4397.39		
	Total	210600.00	61200.00	20678.87	59942.40	46533.91	34087.36	121329.89	36461.03	4196.56	35872.81	27608.06	12461.31		

* Includes unspent balance at State, District, Block and school/cooking agencies level at the end of quarter.

Date: _____
Place: LUCKNOW

अपर निदेशक
मध्याह्न भोजन प्राधिकरण
उ०प्र०, लखनऊ

निदेशक
मध्याह्न भोजन प्राधिकरण
उत्तर प्रदेश, लखनऊ

(Signature)
Secretary of the Nodal Department
Government of Uttar Pradesh
सुनील कुमार
प्रमुख सचिव
राज्य शिक्षा विभाग
उत्तर प्रदेश

[Mid-Day Meal Scheme]
Quarterly Progress Report

Table: QT-2A

STATE: UTTAR PRA
Financial Year: 2012-13
Quarter: 3rd
Period: OCT-DEC

Table: QT-2A: STATUS OF PAYMENT OF COST OF FOOD GRAINS TO FCI

Stage	Foodgrain allocated for the quarter(in MTS)	Funds Released by GOI (Rs. in lakh)	Foodgrain lifted during the quarter	Bill raised by FCI		Payment to FCI	
				Qty (in MT)	Amount (Rs in Lakhs)	Qty (in MT)	Amount (Rs in Lakhs)
1	2	3	4	5	6	7	8
Primary	97861.03	0	95815.22	69108.51	4042.53	73345.28	4186.98
Upper Primary							
Total	97861.03	0	95815.22	69108.51	4042.53	73345.28	4186.98

Date: _____
Place: Lucknow

Signature

(Signature)

अपर निदेशक
मध्याह्न भोजन प्राधिकरण
उत्तर प्रदेश, लखनऊ

निदेशक
मध्याह्न भोजन प्राधिकरण
उत्तर प्रदेश, लखनऊ

Secretary of the Milk and Food Department
Government of Uttar Pradesh
आसिक शिक्षा विभाग
उत्तर प्रदेश, लखनऊ

**Mid-Day Meal Scheme
Quarterly Progress Report**

Table 2.1

STATE: UTTAR PRADESH

Financial Year: 2012-13


Quarter: 3rd


Period: OCT-DEC

Table: QT-3: UTILISATION OF CENTRAL ASSISTANCE TOWARDS COOKING COST (BY & U.S.R)

Sl. No.	Stage	Allocation for the current FY			Opening Balance at the beginning of the Quarter			Cooking assistance released during the Qtr.			Cooking cost expenditure during the Qtr. (Note: 2)			Unspent Balance at the end of the Quarter (Col. 3+7+14) (Note: 7)		
		Central Share	State Share	Total	Central share	State Share	Total	Central share	State Share	Total	Central share	State Share	Total	Central share	State Share	Total
1	Primary	4906.30	16426.30	55496.50	8131.03	11105.22	19236.25	11966.15	3696.49	15994.55	10796.56	3696.86	14399.44	9327.91	11500.35	20821.45
2	Upper Primary	26229.43	9362.84	37612.27	5621.36	2321.01	3942.36	7419.31	2472.70	9891.74	3681.87	2127.29	3509.15	7356.50	2666.42	10324.94
	Total	75295.73	25809.14	103108.77	14752.39	13426.22	28778.61	19415.47	6174.19	25886.36	14484.45	5727.15	22908.59	16684.41	14470.25	31156.27

Date: _____
Place: LUCKNOW


अपर निदेशक
मध्याह्न भोजन प्राधिकरण
उत्तर प्रदेश, लखनऊ


निदेशक
मध्याह्न भोजन प्राधिकरण
उत्तर प्रदेश, लखनऊ

(Signature)
Secretary of the Nodal Department
Government of Uttar Pradesh

मुख्य सचिव
शिक्षा विभाग
उत्तर प्रदेश सरकार

**Mid-Day Meal Scheme
Quarterly Progress Report**

Table Q-4

STATE: UTTAR PRADESH

Financial Year: 2012-13

Quarter: 3rd

Period: OCT-DEC

Table: Q4-UTILIZATION OF CENTRAL ASSISTANCE TOWARDS COOK-CUM-HELPER

Sl. No.	Stage	Total No. of cook-cum-helpers approved	No. of cook-cum-helpers working during the Qtr.	Funds released during the quarter			Opening Balance in the beginning of the quarter			Expenditure			Unspent Balance at the end of the quarter		
				Central share	State Share	Total	Central share	State Share	Total	Central share	State Share	Total	Central share	State Share	Total
1	Primary	309610	275021	2738.9025	912.9675	3651.87	-7770.17	9675.34	1908.17	8824.815	2941.605	11756.42	-13856.1	7649.703	-6206.38
2	U Primary	124222	113885												
	Total	434032	388906	2738.9025	912.9675	3651.87	-7770.17	9675.34	1908.17	8824.815	2941.605	11756.42	-13856.1	7649.703	-6206.38

Date: _____

Place: LUCKNOW

(Signature)
Secretary of the Nodal Department
Government of Uttar Pradesh

निदेशक
भारत निदेशक
भारत निदेशक
भारत निदेशक
भारत निदेशक

निदेशक
भारत निदेशक
भारत निदेशक
भारत निदेशक
भारत निदेशक

भारत निदेशक
भारत निदेशक
भारत निदेशक
भारत निदेशक
भारत निदेशक

[Mid-Day Meal Scheme]
Quarterly Progress Report

Table: QT-5

STATE: UTTAR PRADESH

Financial Year: 2012-13

Quarter: 3rd

Period: OCT-DEC

Table: QT-5: UTILIZATION OF CENTRAL ASSISTANCE TOWARDS MME & TRANSPORTATION (PRY & UPRY)

Sl.No.	ITEMS	Allocation for the current FY	Opening Balance at the beginning of the Quarter	Central assistance received during the Qtr.	Expenditure during the Qtr.	Unspent Balance at the end of the Quarter [Col. 4+5-6]	Expenditure from State/UT own resources, if any
1	2	3	4	5	6	7	8
1	Management, Monitoring and Evaluation (MME)	2327.82	902.86	0.00	708.06	194.80	
2	Transport Assistance	2489.47	544.74	0.00	335.63	209.11	
	Total	4817.29	1447.60	0.00	1043.69	403.91	

Date: _____
Place: LUCKNOW

(Signature)
Secretary of the Nodal Department
Government of Uttar Pradesh

3
क्षेत्र निदेशक
मध्याह्न भोजन प्राधिकरण
उत्तर प्रदेश, लखनऊ

निदेशक
मध्याह्न भोजन प्राधिकरण
उत्तर प्रदेश, लखनऊ

सुनील कुमार
प्रमुख सचिव
शैक्षिक शिक्षा विभाग
उत्तर प्रदेश, लखनऊ

STATE: UTTAR PRADESH
Financial Year: 2012-13

Quarter: 3rd
Period: OCT-DEC

[Mid-Day Meal Scheme]
Quarterly Progress Report

Table: QT-6

Table: QT-6: UTILISATION OF CENTRAL ASSISTANCE TOWARDS CONSTRUCTION OF KITCHEN-CUM-STORES

Sl. No.	Years	PRIMARY				FINANCIAL PROGRESS (Rs. in Lakhs)		UPPER PRIMARY				FINANCIAL PROGRESS (Rs. in Lakhs)	
		Target (Units Sanctioned)	Constructed	In Progress	Not Started	Amount Sanctioned	Expenditure	Target (Units Sanctioned)	Constructed	In Progress	Not Started	Amount Sanctioned	Expenditure
1	2006-07	13309	13309	0	0	7985.40	7985.40	0	0	0	0	0.00	0.00
2	2007-08	35818	35724	0	94	21228.72	21173.28	15805	15805	0	0	9483.00	9483.00
3	2008-09	17086	17075	0	11	10080.74	10074.25	2437	2430	0	7	1437.83	1433.70
4	2009-10	18783	16681	519	1583	11058.49	10054.95	2950	2889	61	0	1736.81	1727.83
5	2010-11	0	0	0	0	0.00	0.00	0	0	0	0	0.00	0.00
6	2011-12	3342	2888	414	40	1967.60	1833.07	2391	1882	345	164	1407.70	1221.80
	Total	88338	85677	933	1728	52320.95	51120.93	23583	23006	406	171	14065.34	13866.33

Date: _____
Place: LUCKNOW

(Signature)
Secretary of the Nodal Department
Government of Uttar Pradesh

अपर निदेशक
मध्याह्न भोजन प्राधिकरण
उत्तर प्रदेश, लखनऊ

निदेशक
मध्याह्न भोजन प्राधिकरण
उत्तर प्रदेश, लखनऊ

सुनील कुमार
प्रमुख सचिव
बसिक शिक्षा विभाग
उत्तर प्रदेश, गोरखपुर

[Mid-Day Meal Scheme]
Quarterly Progress Report

Table: QT-7

STATE: UTTAR PRADESH
Financial Year: 2012-13
Quarter: 3rd
Period: OCT-DEC

Table: QT-7: UTILISATION OF CENTRAL ASSISTANCE TOWARDS PROCUREMENT OF KITCHEN DEVICES

Sl. No.	Years	PRIMARY						UPPER PRIMARY					
		No. of Schools /Centres			FINANCIAL PROGRESS (Rs. in lakhs)			PHYSICAL PROGRESS			FINANCIAL PROGRESS (Rs. in lakhs)		
		Target (Units Sanctioned)	Procured	In Progress	Not Procured	Amount Sanctioned	Expenditure	Target (Units Sanctioned)	Procured	In Progress	Not Procured	Amount Sanctioned	Expenditure
1	2	3	4	5	6	7	8	9	10	11	12	13	0
1	2006-07	29466	29030	436		1473.30	1451.50	0	0	0	0	0.00	0.00
2	2007-08	47938	47270	668		2396.90	2363.50	20000	19932	68		1000.00	996.60
3	2008-09	25413	25359	54		1270.65	1267.95	21586	21133	453		1079.30	1056.65
4	2009-10	-	-	-		-	-	-	-	-		-	-
5	2010-11	-	-	-		-	-	-	-	-		-	-
	Total	102817	101659	1158	0	5140.85	5082.95	41586	41065	521	0	2079.30	2053.25

Sl. No.	Years	PRIMARY+UPPER PRIMARY					
		No. of Schools /Centres			FINANCIAL PROGRESS		
		Target	Procured	In Progress	Not Procured	Amount	Expenditure
1	2	3	4	5	6	7	8
6	2011-12	15033	14674	0	359	751.65	733.70
	Total	15033	14674	0	359	751.65	733.70

Date: _____
Place: LUCKNOW

दिदेशक
 अपर दिदेशक
 मध्याह्न भोजन प्राधिकरण
 उत्तर प्रदेश, लखनऊ
 (Signature)
 Secretary of the Midday Meal Department
 Government of Uttar Pradesh
 लखनऊ

Q
 Total Sonamej
 Progress Report

Table - Q7-3

STATE: UTTAR PRADESH
 Financial Year: 2012-13
 Quarter: 3rd
 Period: OCT-DEC

Table: Q7-8: Inspections Carried Out by State / UT official

Stage	No. of Institutions	No. of Institutions inspected					No. of Centralized Kitchen	No. Centralized Kitchen inspected				
		Till last Quarter	During the Quarter	Total covered till the end of Quarter	Total coverage in %			Till last Quarter	During the Quarter	Total covered till the end of Quarter	Total coverage in %	
1	2	3	4	5=(3+4)	6	7	8	9	10=(8+9)	11		
Primary	116107	102426	64430	166856	143.71	172	439	228	667	151.94		
Upper Primary	53499	35707	25840	61547	115.04	172	439	228	667	151.94		
Total	169606	138133	90270	228403	258.75	172	439	228	667	151.94		

Date: _____
 Place: LUCKNOW

(Signature)
 Secretary of the Nodal Department
 Government of Uttar Pradesh

निदेशक
 मध्याह्न भोजन प्राधिकरण
 उत्तर प्रदेश, लखनऊ

सुनील कुमार
 प्रमुख सचिव
 बसिक शिक्षा विभाग
 उत्तर प्रदेश सरकार

अपर निदेशक
 मध्याह्न भोजन प्राधिकरण
 लखनऊ

[Mid-Day Meal Scheme]
Quarterly Progress Report

Table: QT-9

STATE: UTTAR PRADESH
Financial Year: 2012-13
Quarter: 3rd
Period: OCT-DEC

Table: QT-9: School Health Programme - (Primary & Upper Primary)

Stage	Health Check up carried out			Distribution of Iron Folic Acid Tablets		Distribution of De-worming Tablets		Visually Impaired		Weight Measurement			Measurement of Height	
	No. of Schools/Centers	No. of Children	No. of Schools /Centres	No. of Children	No. of Schools /Centres	No. of Children	No. of Children with refractive error	No. of Children received spectacles	No. of Schools	No. of Children	No. of Schools	No. of Children		
1	2	3	4	5	6	7	8	9	10	11	12	13		
Primary	0	0	0	0	0	0	0	0	0	0	0	0		
Upper Primary	0	0	0	0	0	0	0	0	0	0	0	0		
Total	0	0	0	0	0	0	0	0	0	0	0	0		

नोट-दर्शन विस्तीर्ण वर्ष 2012-13 में स्कूल स्वास्थ्य कार्यक्रम हेतु जारी दिशा निर्देशानुसार विद्यालयों में कार्यनि माह करवरी, 2013 से प्रारम्भ किया गया।

Date: _____
Place: Lucknow

निदेशक
मध्याह्न भोजन प्राधिकरण
उत्तर प्रदेश, लखनऊ
(Signature)

Secretary of the Nodal Department
Government of Uttar Pradesh

सुनील कुमार

प्रमुख सचिव

बसिक शिक्षा विभाग

उत्तर प्रदेश

बिहार निदेशक

मध्याह्न भोजन प्राधिकरण
बिहार

**Mid-Day Meal Scheme
Quarterly Progress Report**

STATE OF UTTAR PRADESH
Financial Year: 2012-13
Quarter: 3rd
Period: OCT-DEC

Table: QT-12

Table: QT-10- Monitoring and Evaluation (Primary + Upper Primary)

A. State Steering-cum-Monitoring Committee

- Date of Constitution of SSMC: 25-Jun-12
- Whether meeting of SSMC held during the Quarter: No
- If yes:
 - Whether representatives of MHPD attended the meeting: No
 - Whether representatives of all attended the meeting: No
 - List of the important decisions: 10.04.2012
- Date of last meeting prior to the one mentioned in (2):

B. No. of SMC meetings at District level

Quarter	Total No. of districts	No. of districts having SMCs	No. of meetings held during quarter
1	75	3	4
2	75	75	225
3			
4			

C. Major occurrences if any, related to food supply

Occurrence pending at the beginning of the Qtr.		Occurrence came to notice during the Qtr.		Occurrence attended during the Qtr.		Occurrence pending at the end of the Qtr.	
No. of Occ.	No. fell ill	No. died	No. of Occ.	No. fell ill	No. found actionable	No. found non-actionable	Total
1	2	2	4	5	7	9	9
							10
							11
							12

NIL

D. Cases of social/gender discrimination : Please give details of the incidents and action taken thereon, Nil

E. Impact/Evaluation Studies Commissioned, if any, during the Quarter

Institute /Agency to which Commissioned	Study for the period	Area where study would be carried out	Date when commissioned	Time Limit for Receipt of Report
ILK Lucknow	2012-13	9	17-10-2012	6 Months
IEDUP Lucknow	2012-13	20	17-10-2012	6 Months
GBP Social Science Institute Allahabad	2012-13	7	17-10-2012	6 Months

F. Major Conclusions of Impact/Evaluation Study Reports Received, if any, during the Quarter

Months during which study carried out, and Date of Report	Gist of Findings	Action taken on the Findings
Nil	Nil	Nil

Date: _____
Place: LUCKNOW

निदेशक
मध्याह्न भोजन प्राधिकरण of the Government of Uttar Pradesh
अपर सिकेजल उत्तर प्रदेश, लखनऊ

[Mid-Day Meal Scheme]
Quarterly Progress Report

Table: QT-11

STATE: UTTAR PRADESH

Financial Year: 2012-13

Quarter: 3rd


Period: OCT-DEC

Table: QT-11: Availability of other Infrastructure [Primary + Upper Primary]

Total No. of Schools/Centres	Availability of Gas based cooking: No. of Schools/Centres				Availability of Toilet Facility: No. of Schools/Centres			Availability of Drinking water facility: No. of Schools/Centres		
	Till last Qtr.	Provided during the Qtr.	Till the end of the Qtr.	Till last Qtr.	Provided during the Qtr.	Till the end of the Qtr.	Till last Qtr.	Provided during the Qtr.	Till the end of the Qtr.	
1	2	3	4	5	6	7	8	9	10	
169606	100471	0	96952	151355	0	151355	154012	0	154012	

नोट:— वित्तीय त्रैमास में कॉलम 4 में अंकित सूचना एवं वृत्तीय त्रैमास में 4484 का अन्तर का कारण जनसर्वो द्वारा गैस सिलिन्डर की कमी बताया गया है।

Date: _____
Place: LUCKNOW


 (Signature)
 Secretary of the Nodal Department
 Government of Uttar Pradesh

निदेशक
 मध्याह्न भोजन प्राधिकरण
 अफ़ निदेशक उत्तर प्रदेश, लखनऊ
 मध्याह्न भोजन प्राधिकरण
 80/90, लखनऊ

सुनील कुमार
 प्रमुख सचिव
 अफ़ निदेशक उत्तर प्रदेश