

पत्रांक: म0भो0प्रा0/4607 /2017-18

प्रेषक,

अपर मुख्य सचिव,
बेसिक शिक्षा,
उ0प्र0 शासन, लखनऊ।

सेवा में,

निदेशक (एम0डी0एम0),
मानव संसाधन विकास मंत्रालय,
स्कूल शिक्षा एवं साक्षरता विभाग,
शास्त्री भवन, नई दिल्ली।

शिक्षा अनुभाग-6

दिनांक 07 दिसम्बर, 2017

विषय: वित्तीय वर्ष 2017-18 के द्वितीय त्रैमास (जुलाई, 2017 से सितम्बर, 2017) की त्रैमासिक प्रगति आख्या के प्रेषण के सम्बन्ध में।

महोदय,

मध्यान्ह भोजन योजना के वित्तीय वर्ष 2017-18 के द्वितीय त्रैमास (जुलाई, 2017 से सितम्बर, 2017) की त्रैमासिक प्रगति आख्या निर्धारित प्रारूप पर संलग्न कर प्रेषित है।

संलग्नक:-उक्तवत्।

भवदीय,



(राज प्रताप सिंह)
अपर मुख्य सचिव

[Mid-Day Meal Scheme]
Quarterly Progress Report

Table: QT-1

STATE: UTTAR PRADESH
Financial Year: 2017-18
Quarter: 2nd
Period: JULY to SEPTEMBER 2017

Table: QT-1: COVERAGE (Primary)

Sl. No.	Types of Schools/Centres	TARGET as per PAB-MDM approval			Total No. of existing schools as on date	Enrollment	Number of Children opted for MDM	ACHIEVEMENT					
		No. of Schools /Centres	No. of Children	No. of working days as per PAB Approval for FY				No. of Schools/Centres actually served	No. of meals served	No. of working days	Average number of children (=10/11)	% coverage against PAB approval (=12/4)	% coverage against enrollment (=12/7*100)
1	2	3	4	5	6	7	8	9	10	11	12	13	14
1	Govt Schools	27			153	18263	18263	147	720459	70	10292		56.35
2	Local Body Schools	113335			113408	11904838	11904838	113301	482684986	70	6895500		57.92
3	Govt Aided Schools	566			1217	265757	265757	1150	9794340	70	139919	98.83	52.65
4	EGS Centres	0	7215553	236	0	0	0	0	0	0	0		0.00
5	AIE Centres	0			0	0	0	0	0	0	0		0.00
6	Madarsa /Maqtabas	71			507	153895	153895	473	5966088	69	86465		56.18
7	NCLP	0			0	0	0	0	0	0	0		0.00
	Total	113999	7215553	236	115285	12342753	12342753	115071	499165873	70	7130941	98.83	57.77

Note: In total no. Of existing schools 115285, 1283 schools are UPS including PS (Class 1 to 8).

Date: _____
Place: LUCKNOW

(मुस्ताज अहमद)
वित्त नियंत्रक

(Signature)
Secretary of the Nodal Department
Government of Uttar Pradesh
(राज प्रताप सिंह)
अपर मुख्य सचिव
बैसिक शिक्षा विभाग
उ० प्र० कार्यालय !

(अहमद अहमद)
निदेशक
मध्याह्न भोजन एवं
उ० प्र०, लखनऊ

[Mid-Day Meal Scheme]
Quarterly Progress Report

Table: QT-1A

STATE: UTTAR PRADESH
Financial Year: 2017-18
Quarter: 2nd
Period: JULY to SEPTEMBER 2017

Table: QT-1A: COVERAGE (Upper Primary)

Sl. No.	Types of Schools/Centres	TARGET as per MDM-PAB approval						ACHIEVEMENT									
		No. of Schools /Centres		No. of Children	No. of working days as per PAB Approval for FY	Total No. of existing schools as on date	Enrollment	Number of Children opted for MDM	No. of Schools/Centres actually served		No. of meals served	No. of working days	Average number of children (=12/13)	% coverage against PAB approval (=14/5)	% coverage against enrollment (=14/8*100)		
		Upper Primary	Upper Primary with Primary classes						Upper Primary	Upper Primary with Primary classes							
1	2	3	4	5	6	7	8	9	10	11	12	13	14	15	16		
1	Govt Schools	386	117			519	86732	86732	353	123	3197761	69	46344		53.43		
2	Local Body Schools	45623	74			45699	3546523	3546523	45601	66	153083346	71	2156103		60.79		
3	Govt Aided Schools	7055	664			7682	1794580	1794580	6488	590	61362960	69	889318		49.56		
4	EGS Centres	0	0	3105735	236	0	0	0	0	0	0	0	0	101.28	0.00		
5	AIE Centres	0	0			0	0	0	0	0	0	0	0		0.00		
6	Madarsa /Maqtlabs	47	428			485	71166	71166	20	408	2601740	69	37706		52.98		
7	NCLP	126	0	5383	310	149	6462	6462	149	0	324036	73	4439		68.69		
	Total	53237	1283	3111118	236	54534	5505463	5505463	52611	1198	220569843	70	3150998	101.28	57.23		

Date: _____
Place: LUCKNOW

(मुमताज अहमद)
वित्त नियंत्रक

(Signature)
Secretary of the Nodal Department
Government of Uttar Pradesh
आपका मुख्य सचिव
बैज्ञानिक शिक्षा विभाग
बि.स. प्र.स.स.

(असतो सत्)
निदेशक
संस्थापक भोजन प्रणाली
बि.स. प्र.स.स.

[Mid-Day Meal Scheme]
Quarterly Progress Report

Table: QT-2

STATE: UTTAR PRADESH
Financial Year: 2017-18
Quarter: 2nd
Period: JULY to SEPTEMBER 2017

Table: QT-2: UTILISATION OF FOODGRAINS (PRY & U PRY)

Sl. No.	Foodgrains	PRIMARY							UPPER PRIMARY					(Quantity in MTs)
		Annual Allocation	Allocation for the current Qtr.	Opening Balance at the Starting of the Qtr.	Lifted from FCI during the Qtr	Aggregate quantity Consumed at School level	Balance* Stock at the end of the Qtr (col.5+6-7)	Annual Allocation	Allocation for the current Quarter	Opening Balance at the Starting of the Qtr.	Lifted from FCI during the Qtr	Aggregate quantity Consumed at School level	Balance* Stock at the end of Qtr (col.11+12-13)	
1	2	3	4	5	6	7	8	9	10	11	12	13	14	
1	Rice	114092.32	33735.24	14648.93	33735.21	33245.75	15138.39	56194.73	21468.51	10326.04	21385.58	22046.52	9665.10	
2	Wheat	73829.53	17378.76	10246.43	17378.80	16672.10	10953.14	36363.80	11059.53	5250.33	11019.53	10929.41	5340.45	
	Total	187921.85	51114.00	24895.36	51114.02	49917.85	26091.53	92558.53	32528.04	15576.36	32405.11	32975.92	15005.55	

*: includes unspent balance at State, District, Block and schools/cooking agencies level at the end of quarter.

Date: _____
Place: LUCKNOW

(मुमताज अहमद)
वित्त नियंत्रक

(Signature)

Secretary of the Nodal Department
Government of Uttar Pradesh

(मन्मथ प्रसाद)
अध्यक्ष
बिहार राज्य सरकार
उद्योग विभाग
उ० प्र०, ल०

(अहमद)
नियंत्रक
मन्मथ प्रसाद
उ० प्र०, ल०

[Mid-Day Meal Scheme]
Quarterly Progress Report


Table: QT-2A


STATE: UTTAR PRADESH
 Financial Year: 2017-18
 Quarter: 2nd
 Period: JULY to SEPTEMBER 2017


Table: QT-2A: STATUS OF PAYMENT OF COST OF FOOD GRAINS TO FCI

Stage	Foodgrain allocated for the quarter(in MTs)	Funds Released by GOI (Rs. in lakh)	Foodgrain lifted during the quarter	Bill raised by FCI		Payment to FCI	
				Qty (in MT)	Amount (Rs in Lakhs)	Qty (in MT)	Amount (Rs in Lakhs)
1	2	3	4	5	6	7	8
Primary	83642.04	2311.23	83519.13	115529.235	2133.07	488876.790	1500.16
Upper Primary							
Total	83642.04	2311.23	83519.128	115529.235	2133.07	488876.790	1500.16

Date: _____
 Place: LUCKNOW


 (अनिल कुमार)
 वित्त नियंत्रक


 (Signature)
 Secretary of the Nodal Department
 Government of Uttar Pradesh


 (अनिल कुमार)
 निदेशक
 प्रधान भोजन प्रशासन
 उ० प्र०, लख

[Mid-Day Meal Scheme]
Quarterly Progress Report

Table: QT-3

STATE: UTTAR PRADESH
Financial Year: 2017-18
Quarter: 2nd
Period: JULY to SEPTEMBER 2017


Table: QT-3: UTILISATION OF CENTRAL ASSISTANCE TOWARDS COOKING COST (PRY & U PRY)


Sl. No.	Stage	Allocation for the current FY			Opening Balance at the beginning of the Quarter			Cooking assistance released during the Qtr.			Cooking cost expenditure during the Qtr.			Unspent Balance at the end of the Quarter [Col. 8+11-14] (Note:1)		
		Central Share	State Share	Total	Central share	State Share	Total	Central share	State Share	Total	Central share	State Share	Total	Central share	State Share	Total
1	2	3	4	5	6	7	8	9	10	11	12	13	14	15	16	17
1	Primary	42231.19	28097.36	70328.55	-659.16	12495.86	11836.70	9027.10	6018.13	15045.23	12278.02	8185.34	20463.36	-3910.08	10328.65	6418.57
2	Upper Primary	27254.48	18145.17	45399.65	5709.18	3708.74	9417.92	5784.44	3856.23	9640.67	8036.08	5357.39	13393.47	3457.54	2207.58	5665.12
	Total	69485.67	46242.53	115728.20	5050.02	16204.60	21254.62	14811.54	9874.36	24685.90	20314.10	13542.73	33856.83	-452.54	12536.23	12083.69


Note 1: Includes Central Assistance & State Contribution, both in terms of funds and monetary value of the commodities supplied by the State/UT and remain unspent at State, District, Block, Village/Panchayat & School/cooking agency levels.

Note 2: It is only the actual expenditure at the school level including monetary value of the commodities supplied by the State/UT and consumed at schools/cooking agencies level. It does not include the unspent balance at the schools/cooking agencies level.

Date: _____
Place: LUCKNOW


अनुराज अहलुवालिया
वित्त नियंत्रक


(Signature)
Secretary of the Nodal Department
Government of Uttar Pradesh
(राज प्रताप सिंह)
अपर मुख्य सचिव
शैक्षणिक विभाग
उ० प्र० शासन।


(अनुराज अहलुवालिया)
वित्त नियंत्रक
मध्यम कोष प्रशासक
उ० प्र०, लखनऊ

[Mid-Day Meal Scheme]
Quarterly Progress Report

Table: QT-4

STATE: UTTAR PRADESH
Financial Year: 2017-18
Quarter: 2nd
Period: JULY to SEPTEMBER 2017

Table: QT-4: UTILIZATION OF CENTRAL ASSISTANCE TOWARDS COOK-CUM-HELPER

Sl. No.	Stage	Total No. of cook-cum-helpers approved	No. of cook-cum-helpers working during the Qtr.	Funds released during the quarter			Opening Balance in the beginning of the quarter			Expenditure			Unspent Balance at the end of the quarter		
				Central share	State Share	Total	Central share	State Share	Total	Central share	State Share	Total	Central share	State Share	Total
1	2	3	4	5	6	7	8	9	10	11	12	13	14	15	16
1	Primary	280939	279103	5253.26	3502.20	8755.46	4234.21	16193.77	11959.56	6657.26	4438.18	11095.44	-5638.21	15257.79	9619.58
2	U Primary	116890	117717												
	Total	397829	396820	5253.26	3502.20	8755.46	4234.21	16193.77	11959.56	6657.26	4438.18	11095.44	-5638.21	15257.79	9619.58

Date: _____
Place: LUCKNOW

(सुभाष अहमद)
वि. नि. नि. नि.

(Signature)
Secretary of the Nodal Department
Government of Uttar Pradesh
(राज प्रताप सिंह)
अपर मुख्य सचिव
बैसिक शिक्षा विभाग
उ० प्र० शासन।

(अहमद अहमद)
नि. नि. नि. नि.
सहायक नि. नि. नि. नि.
उ० प्र०, लखनऊ

[Mid-Day Meal Scheme]
Quarterly Progress Report

Table: QT-5

STATE: UTTAR PRADESH
 Financial Year: 2017-18
 Quarter: 2nd
 Period: JULY to SEPTEMBER 2017

Table: QT-5:UTILIZATION OF CENTRAL ASSISTANCE TOWARDS MME & TRANSPORTATION (PRY & UPRY)

Sl. No.	ITEMS	Allocation for the current FY	Opening Balance at the beginning of the Quarter	Central assistance received during the Qtr.	Expenditure during the Qtr.	Unspent Balance at the end of the Quarter [Col. 4+5-6]	Expenditure from State/UT own resources, if any
1	2	3	4	5	6	7	8
1	Management, Monitoring and Evaluation (MME)	1861.82	-99.98854	640.59	312.83466	227.7668	
2	Transport Assistance	2103.6	895.99746	602.34	134.67222	1363.66524	
	Total	3965.42	796.00892	1242.93000	447.50688	1591.43204	

Date: _____
 Place:LUCKNOW

(मुमताज अहमद)
 वित्त नियंत्रक

(अहमद अहमद)
 मध्यम सहित प्रशासन
 उ० प्र०, लखनऊ

(Signature) (अहमद अहमद)
 Secretary of the Nodal Department
 Government of Uttar Pradesh

[Mid-Day Meal Scheme]
Quarterly Progress Report

Table: QT-6

STATE: UTTAR PRADESH
Financial Year: 2017-18
Quarter: 2nd
Period: JULY to SEPTEMBER 2017

Table: QT-6: UTILISATION OF CENTRAL ASSISTANCE TOWARDS CONSTRUCTION OF KITCHEN-CUM-STORES

Sl. No.	Years	PRIMARY						UPPER PRIMARY						
		PHYSICAL PROGRESS			FINANCIAL PROGRESS (Rs. in Lakhs)			PHYSICAL PROGRESS			FINANCIAL PROGRESS (Rs. in Lakhs)			
		Target (Units Sanctioned)	Constructed	In Progress	Not Started	Amount Sanctioned	Expenditure	Target (Units Sanctioned)	Constructed	In Progress	Not Started	Amount Sanctioned	Expenditure	
3	4	5	6	7	8	9	10	11	12	13	14	15	16	
1	2006-07	13309	13119	0	0	7985.40000	0.00000	7869.89000	0	0	0	0.00000	0.00000	0.00000
2	2007-08	35295	35204	0	2	20920.15000	0.00000	20862.79000	15805	15999	0	9483.00000	0.00000	9358.16000
3	2008-09	17086	16455	0	2	10080.74000	0.00000	9709.63000	2792	2768	0	1647.28000	0.00000	1633.12000
4	2009-10	1216	1201	0	0	717.44000	0.00000	708.59000	257	254	0	151.63000	0.00000	149.86000
5	2010-11	18783	17191	0	9	11058.49125	3686.16375	13379.93000	2950	2949	0	1736.81250	578.93750	2312.62000
6	2011-12	3353	3353	0	0	1974.07875	658.02625	2632.10500	2380	2328	2	1401.22500	467.07500	1818.84500
7	2012-13	0	0	0	0	0.00000	0.00000	0.00000	0	0	0	0.00000	0.00000	0.00000
8	2013-14	1456	840	0	0	928.20000	309.40000	692.75000	1674	1538	1	1067.17500	355.72500	1314.10000
9	2014-15	0	0	0	0	0.00000	0.00000	0.00000	0	0	0	0.00000	0.00000	0.00000
	TOTAL	90498	87363	0	13	53664.50000	4653.59000	55855.68500	25858	25436	3	15487.12250	1401.73750	16586.70500

(Signature)
Secretary of the NCTE
Government of Uttar Pradesh

(Signature)
वित्त नियंत्रक
(मुमताज अहमद)

Date: _____
Place: LUCKNOW

(Signature)
मन्थान् भोजन प्राधिकरण
30 प्र०, लखनऊ

[Mid-Day Meal Scheme]
Quarterly Progress Report


Table: QT-7


STATE: UTTAR PRADESH
Financial Year: 2017-18
Quarter: 2nd
Period: JULY to SEPTEMBER 2017


Table: QT-7: UTILISATION OF CENTRAL ASSISTANCE TOWARDS PROCUREMENT OF KITCHEN DEVICES

Sl. No	Years	PRIMARY						UPPER PRIMARY					
		No. of Schools /Centres			FINANCIAL PROGRESS (Rs. in lakhs)			PHYSICAL PROGRESS			FINANCIAL PROGRESS (Rs. in lakhs)		
		Target (Units Sanctioned)	Procured	In Progress	Not Procured	Amount Sanctioned	Expenditure	Target (Units Sanctioned)	Pocured	In Progress	Not Procured	Amount Sanctioned	Expenditure
1	2	3	4	5	6	7	8	9	10	11	12	13	14
1	2006-07	29466	29466	0	0	1473.30	1473.30	0	0	0	0	0.00	0.00
2	2007-08	47938	47938	0	0	2396.90	2396.90	20000	20000	0	0	1000.00	1000.00
3	2008-09	25413	25413	0	0	1270.65	1270.65	21586	21586	0	0	1079.30	1079.30
4	2009-10	0	0	0	0	0.00	0.00	0	0	0	0	0.00	0.00
5	2010-11	0	0	0	0	0.00	0.00	0	0	0	0	0.00	0.00
6	2011-12	13437	13078	0	359	671.85	653.90	0	0	0	0	0.00	0.00
8	2012-13	9601	8956	0	645	480.05	447.80	0	0	0	0	0.00	0.00
9	2013-14	0	0	0	0	0.00	0.00	0	0	0	0	0.00	0.00
10	2014-15	10932	6775	0	4157	546.60	338.75	0	0	0	0	0.00	0.00
11	2015-16	4502	2926	0	1576	225.10	146.30	0	0	0	0	0.00	0.00
11	2012-13	9064	8451	0	613	453.20	422.55	0	0	0	0	0.00	0.00
12	2013-14	0	0	0	0	0.00	0.00	0	0	0	0	0.00	0.00
13	2014-15	34607	32408	0	2199	1730.35	1620.40	0	0	0	0	0.00	0.00
14	2015-16	100732	86982	0	13750	5036.60	4349.10	0	0	0	0	0.00	0.00
	Total	285692	262393	0	23299	14284.60	13119.65	41586	41586	0	0	2079.30	2079.30

Date: _____
Place: LUCKNOW


(सुमताज अहमद)
वित्त नियंत्रक


(अनिल कुमार)


(राज प्रताप सिंह)
(Secretary of the State Department)
Government of Uttar Pradesh

[Mid-Day Meal Scheme]
Quarterly Progress Report

Table - QT-8

STATE: UTTAR PRADESH
 Financial Year: 2017-18
 Quarter: 2nd
 Period: JULY to SEPTEMBER 2017

Table: QT-8: Inspections Carried Out by State / UT official

Stage	No. of Institutions	No. of institutions inspected			No. of Centralized Kitchen	No. Centralized kitchen inspected				
		Till last Quarter	During the Quarter	Total covered till the end of Quarter		Total coverage in %	Till last Quarter	During the Quarter	Total covered till the end of Quarter	Total coverage in %
1	2	3	4	5=(3+4)	6	7	8	9	10=(8+9)	11
Primary	114001	56331	75637	131968	78.31	132	106	114	220	166.67
Upper Primary	54518									
Total	168519	56331	75637	131968	78.31	132	106	114	220	166.67

Date: _____
 Place: LUCKNOW

(मुमताज अहमद)
 वित्त नियंत्रक

(अरुण कुमार)
 निदेशक
 मध्यम शैक्षणिक विभाग
 लखनऊ

(Signature)
 Secretary of the Food Department
 Government of Uttar Pradesh

[Mid-Day Meal Scheme]
Quarterly Progress Report

Table: QT-9

STATE: UTTAR PRADESH
Financial Year: 2017-18
Quarter: 2nd
Period: JULY to SEPTEMBER 2017


Table: QT-9: School Health Programme - (Primary & Upper Primary)


Coverage under School Health Programme												
Stage	Health Check up carried out		Distribution of Iron Folic Acid Tablets		Distribution of De-worming Tablets		Visually Impaired		Weight Measurement		Measurement of Height	
	No. of Schools/Centers	No. of Children	No. of Schools /Centres	No. of Children	No. of Schools /Centres	No. of Children	No. of Children with refractive error	No. of Children received spectacles	No. of Schools	No. of Children	No. of Schools	No. of Children
1	2	3	4	5	6	7	8	9	10	11	12	13
Primary+Upper Primary	53047	3605673	53047	3605673	53047	3605673	79135	52657	53047	3605673	53047	3605673

Note :
1. The above information is received from the office of the National Rural Health Mission, UP.
2- Eye checkup and Distribution of spectacles is done under National Programme for Control of Blindness, UP.
3. The Programme is now in its second round of screening.

Date: _____
Place: LUCKNOW

(अनिल कुमार अहमद)
वित्त नियंत्रक


(Signature)
Secretary of the Nodal Department
Government of Uttar Pradesh


(अनिल कुमार अहमद)
वित्त नियंत्रक

[Mid-Day Meal Scheme]
Quarterly Progress Report

Table - QT-10

STATE: UTTAR PRADESH
Financial Year: 2017-18
Quarter: 2nd
Period: JULY to SEPTEMBER 2017

Table: QT-10: Monitoring and Evaluation [Primary + Upper Primary]

A. State Steering-cum-Monitoring Committee

1. Date of Constitution of SSMC: -
2. Whether meeting of SSMC held during the Quarter: -
3. If yes, :-
(i) Whether representatives of MHRD attended the meeting
ii) Whether representatives of MI attended the meeting
iii) Gist of the important decisions
4. Date of last meeting prior to the one mentioned in (2): -

25-Jun-04
No
No
No
Minutes Attached
10.03.2017

B. No. of SMC meetings at District level

Quarter	Total No. of districts	No. of districts having SMCs	No. of Meetings held during quarter
1	2	3	4
2	75	75	Report not received
3			
4			

C. Major occurrences if any, related to food supply

Occurrence pending at the beginning of the Qtr.			Occurrence came to notice during the Qtr.			Occurrence attended during the Qtr.			Occurrence pending at the end of the Qtr.		
No. of Occ.	No. fell ill	No. died	No. fell ill	No. fell ill	No. died	No. found actionable	No. found non-actionable	Total	No. of Occ.	No. fell ill	No. died
1	2	3	5	6	6	7	8	9	10	11	12

Nil

D. Cases of social/gender discrimination : Please give details of the incident/s and action taken thereon. Nil

E. Impact/Evaluation Studies Commissioned, if any, during the Quarter

Institute /Agency to which Commissioned	Study for the period	Area where study would be carried out	Date when commissioned	Time Limit for Receipt of Report

E. Major Conclusions of Impact/Evaluation Study Reports Received, if any, during the Quarter

Months during which study carried out, and Date of Report	Gist of Findings	Action taken on the Findings

Date: _____
Place: LUCKNOW

(~~अहमद~~ अहमद)
निदेशक
मुख्य निदेशक

(~~अहमद~~ अहमद)
निदेशक
मुख्य निदेशक

(Signature)
Secretary of the Mid-day Department
Government of Uttar Pradesh

[Mid-Day Meal Scheme]
Quarterly Progress Report

Table: QT-11

STATE: UTTAR PRADESH

Financial Year: 2017-18

Quarter: 2nd

Period: JULY to SEPTEMBER 2017

Table: QT-11: Availability of other Infrastructure [Primary + Upper Primary]

Total No. of Schools/Centres	Availability of Gas based cooking: No. of Schools/Centres		Availability of Toilet Facility: No. of Schools/Centres		Availability of Drinking water facility: No. of Schools/Centres				
	Till last Qtr.	Provided during the Qtr.	Till last Qtr.	Provided during the Qtr.	Till last Qtr.	Provided during the Qtr.			
1	2	3	4	5	6	7	8	9	10
168519	125314	2818	128132	167463	126	167589	166183	117	166300

Date: _____

Place: LUCKNOW

(सुमताज अहमद)
वित्त नियंत्रक

(अब्दुल सल्ल)

(अब्दुल सल्ल)
निदेशक
मध्याह्न भोजन प्राधिकरण
उ० प्र०, लखनऊ

(Signature)

(Signature)

Secretary of the Nodal Department
Government of Uttar Pradesh

(अब्दुल सल्ल)
निदेशक
मध्याह्न भोजन प्राधिकरण
उ० प्र०, लखनऊ