

पत्रांक:(एम0डी0एम0)/3153

2016 / 17

प्रेषक,

सचिव,  
बेसिक शिक्षा,  
उ0प्र0 शासन, लखनऊ।

सेवा में,

निदेशक (एम0डी0एम0),  
मानव संसाधन विकास मंत्रालय,  
स्कूल शिक्षा एवं साक्षरता विभाग,  
भारत सरकार, शास्त्री भवन, नई दिल्ली।

शिक्षा अनुभाग-6

लखनऊ

दिनांक 28-12-2016

विषय: वित्तीय वर्ष 2016-17 के द्वितीय त्रैमास (जुलाई, 2016 से सितम्बर, 2016) की त्रैमासिक प्रगति आख्या प्रेषण के सम्बन्ध में।

महोदय,

उपर्युक्त विषयक मध्याह्न भोजन योजना से सम्बन्धित वित्तीय वर्ष 2016-17 के द्वितीय त्रैमास (जुलाई, 2016 से सितम्बर, 2016) की त्रैमासिक प्रगति रिपोर्ट निर्धारित प्रारूप पर संलग्न कर प्रेषित है।

संलग्नक-उक्तवत

भवदीय,

(अजय कुमार सिंह)

सचिव

27/12/16

[Mid-Day Meal Scheme]  
Quarterly Progress Report

Table: QT-1

STATE: UTTAR PRADESH  
Financial Year: 2016-17  
Quarter: 1st  
Period: APRIL TO JUNE 2016

Table: QT-1: COVERAGE (Primary)

Sl. No.	Types of Schools/Centres	TARGET as per PAB-MDM approval			Total No. of existing schools as on date	Enrollment	Number of Children opted for MDM	ACHIEVEMENT						
		No. of Schools /Centres	No. of Children	No. of working days as per PAB Approval for FY				No. of Schools/Centres actually served	No. of meals served	No. of working days	Average number of children (=10/11)	% coverage against PAB approval (=12/4)	% coverage against enrollment (=127*100)	
1	Govt Schools	3	4	5	6	7	8	9	10	11	12	13	14	
1	Govt Schools	113503			149	18274	18274	140	755767	69	10953		59.94	
2	Local Body Schools				113427	12573982	12573982	113320	462262029	69	6699450		53.28	
3	Govt Aided Schools	565	7199154	244	1212	280050	280050	1145	9866912	69	142999	96.24	51.06	
4	EGS Centres				0	0	0	0	0	0	0		0.00	
5	AIE Centres				0	0	0	0	0	0	0		0.00	
6	Madarsa /Maqtabs	85			437	138021	138021	395	5167183	68	73988		55.06	
7	NCLP				0	0	0	0	0	0	0	0.00	0.00	
	<b>Total</b>	<b>114153</b>	<b>7199154</b>	<b>244</b>	<b>115225</b>	<b>13010327</b>	<b>13010327</b>	<b>115000</b>	<b>478051891</b>	<b>69</b>	<b>6928288</b>	<b>96.24</b>	<b>53.25</b>	

Note: In total no. Of existing schools 115225, 1176 schools are UPS including PS (Class 1 to 8).

Date: \_\_\_\_\_  
Place: LUCKNOW

(Signature)  
Secretary of the Nodal Department  
Government of Uttar Pradesh

**(रतन शर्मा)**  
**अतिरिक्त सचिव**  
अभियंता अंतरिम शिक्षण  
सो. प्रो. उत्तर प्रदेश

[Mid-Day Meal Scheme]  
Quarterly Progress Report

Table: QT-1A

STATE: UTTAR PRADESH  
Financial Year: 2016-17  
Quarter: 2nd  
Period: JULY TO SEPTEMBER 2016

Table: QT-1A: COVERAGE (Upper Primary)

Sl. No.	Types of Schools/Centres	TARGET as per MDM-PAB approval				ACHIEVEMENT										
		No. of Schools /Centres		No. of Children	No. of working days as per PAB Approval for FY	Total No. of existing schools as on date	Enrollment	Number of Children opted for MDM	No. of Schools/Centres actually served		No. of meals served	No. of working days	Average number of children (=12/13)	% coverage against PAB approval (=14/5)	% coverage against enrollment (=14/8*100)	
Upper Primary	Upper Primary with Primary classes	Upper Primary	Upper Primary with Primary classes						Upper Primary	Upper Primary with Primary classes						No. of meals served
1	Govt Schools	46205				509	101212	101212	356	113	3661018	66	55470		54.81	
2	Local Body Schools	7592				45640	3692739	3692739	45560	59	138775026	68	2040809		55.27	
3	Govt Aided Schools			3052248	244	7626	1798878	1798878	6488	581	59400457	68	873536	98.14	48.56	
4	EGS Centres	0				0	0	0	0	0	0	0	0	0.00	0.00	
5	AIE Centres	369				0	0	0	0	0	0	0	0	0.00	0.00	
6	Madarsa/Madqabs	67		1823	312	372	49634	49634	17	317	1863696	67	27816		56.04	
7	NCLP	54233		3054071	244	67	3350	3350	67	0	122598	67	1830		54.63	
	Total					54214	5645813	5645813	52488	1070	203822795	68	2997394	98.14	53.09	

Date: \_\_\_\_\_  
Place: LUCKNOW

(Signature)

शुभानन्द शीतल माधिकाश  
S/o Sh. Lalit

(Signature)  
Secretary of the Nodal Department  
Government of Uttar Pradesh

[Mid-Day Meal Scheme]  
Quarterly Progress Report

Table: QT-2

STATE: UTTAR PRADESH  
Financial Year: 2016-17  
Quarter: 2nd  
Period: JULY TO SEPTEMBER 2016

**Table: QT-2: UTILISATION OF FOODGRAINS (PRY & U PRY)**

Sl. No.	Foodgrains	PRIMARY							UPPER PRIMARY						(Quantity in MTs)
		Annual Allocation	Allocation for the current Qtr.	Opening Balance at the Starting of the Qtr.	Lifted from FCI during the Qtr.	Aggregate quantity Consumed at School level	Balance* Stock at the end of the Qtr (col.5+6-7)	Annual Allocation	Allocation for the current Quarter	Opening Balance at the Starting of the Qtr.	Lifted from FCI during the Qtr	Aggregate quantity Consumed at School level	Balance* Stock at the end of Qtr (col.11+12-13)		
1	Rice	117106.21	37576.614	28591.470	37393.364	31917.815	34067.019	74532.013	22465.082	13679.890	22363.656	20406.386	15627.160		
2	Wheat	58553.10	18507.880	14083.350	18433.789	15887.342	16629.797	37208.418	11064.891	8003.510	11020.758	10166.790	8857.478		
	<b>Total</b>	<b>175659.31</b>	<b>56084.494</b>	<b>42674.820</b>	<b>55827.153</b>	<b>47805.157</b>	<b>50696.816</b>	<b>111740.431</b>	<b>33529.973</b>	<b>21683.400</b>	<b>33374.414</b>	<b>30573.176</b>	<b>24484.638</b>		

\* Includes unspent balance at State, District, Block and school/cooking agencies level at the end of quarter.

Date: \_\_\_\_\_  
Place: LUCKNOW

(Signature)  
मुख्य निरीक्षक

(Signature)  
मुख्य निरीक्षक  
संयोजक  
संयोजक  
संयोजक

(Signature)  
Secretary of the Nodal Department  
Government of Uttar Pradesh

[Mid-Day Meal Scheme]  
Quarterly Progress Report

Table: QT-2A

STATE: UTTAR PRADESH  
Financial Year: 2016-17  
Quarter: 2nd  
Period: JULY TO SEPTEMBER 2016

**Table: QT-2A: STATUS OF PAYMENT OF COST OF FOOD GRAINS TO FCI**

Stage	Foodgrain allocated for the quarter(in MTs)	Funds Released by GOI (Rs. in lakh)	Foodgrain lifted during the quarter	Bill raised by FCI		Payment to FCI	
				Qty (in MT)	Amount (Rs in Lakhs)	Qty (in MT)	Amount (Rs in Lakhs)
1	2	3	4	5	6	7	8
Primary	89614.467	653.87	89201.57	64249.538	1669.373	38762.773	570.35501
Upper Primary							
<b>Total</b>	<b>89614.467</b>	<b>653.87</b>	<b>89201.567</b>	<b>64249.538</b>	<b>1669.373</b>	<b>38762.773</b>	<b>570.35501</b>

Date: \_\_\_\_\_  
Place: LUCKNOW

(Signature)

Secretary of the Nodal Department  
Government of Uttar Pradesh

संस्थागत सेवाएँ  
सं. सं. लखनऊ

[Mid-Day Meal Scheme]  
Quarterly Progress Report

Table: QT-3

STATE: UTTAR PRADESH  
Financial Year: 2016-17  
Quarter: 2nd  
Period: JULY TO SEPTEMBER 2016

Table: QT-3: UTILISATION OF CENTRAL ASSISTANCE TOWARDS COOKING COST (PRY & U PRY)

Sl. No.	Stage	Allocation for the current FY			Opening Balance at the beginning of the Quarter			Cooking assistance released during the Qtr.			Cooking cost expenditure during the Qtr. (Note: 2)			Unspent Balance at the end of the Quarter [Col. 8+11-14] (Note:7)		
		Central Share	State Share	Total	Central share	State Share	Total	Central share	State Share	Total	Central share	State Share	Total	Central share	State Share	Total
1	2	3	4	5	6	7	8	9	10	11	12	13	14	15	16	17
1	Primary	43108.53	28739.02	71847.55	2380.44	14172.56	16553.00	5119.08	3412.73	8531.81	11863.89	7775.92	19439.81	-4164.37	9809.37	5645.00
2	Upper Primary	27372.49	18248.33	45620.82	6978.94	4627.31	11606.25	3284.70	2189.79	5474.49	7356.65	4904.43	12261.08	2906.99	1912.67	4819.66
	Total	70481.02	46987.35	117468.37	9359.38	18799.87	28159.25	8403.78	5602.52	14006.30	19020.54	12680.35	31700.89	-1257.38	11722.04	10464.66

Note 1: Includes Central Assistance & State Contribution, both in terms of funds and monetary value of the commodities supplied by the State/UT and remain unspent at State, District, Block, Village/Panchayat & School/cooking agency levels.

Note 2: It is only the actual expenditure at the school level including monetary value of the commodities supplied by the State/UT and consumed at schools/cooking agencies level. It does not include the unspent balance at the schools/cooking agencies level.

Date: \_\_\_\_\_  
Place: LUCKNOW

(हेमन्त कुमार)  
निदेशक  
सम्याह भोजन प्राधिकरण  
उ० प्र०, लखनऊ

(Signature)  
Secretary of the Nodal Department  
Government of Uttar Pradesh

[Mid-Day Meal Scheme]  
Quarterly Progress Report

Table: QT-4

STATE: UTTAR PRADESH  
Financial Year: 2016-17  
Quarter: 2nd  
Period: JULY TO SEPTEMBER 2016

Table: QT-4:UTILIZATION OF CENTRAL ASSISTANCE TOWARDS COOK-CUM-HELPER

Sl. No.	Stage	Total No. of cook-cum-helpers approved	No. of cook-cum-helpers working during the Qtr.	Funds released during the quarter			Opening Balance in the beginning of the quarter			Expenditure			Unspent Balance at the end of the quarter		
				Central share	State Share	Total	Central share	State Share	Total	Central share	State Share	Total	Central share	State Share	Total
1	2	3	4	5	6	7	8	9	10	11	12	13	14	15	16
1	Primary	309810	281242	69.96	46.65	116.61	-4407.85	15599.27	11191.42	5837.51	3891.68	9729.19	-10175.40	11754.24	1578.84
2	U Primary	124222	117729												
	Total	434032	398971	69.96	46.65	116.61	-4407.85	15599.27	11191.42	5837.51	3891.68	9729.19	-10175.40	11754.24	1578.84

Date: \_\_\_\_\_  
Place:LUCKNOW

(हस्ताक्षर)  
निदेशक  
समस्याएं भोजन प्राधिकरण  
उ. प्र., लखनऊ

(Signature)  
Secretary of the Nodal Department  
Government of Uttar Pradesh

[Mid-Day Meal Scheme]  
Quarterly Progress Report

Table: QT-5

STATE: UTTAR PRADESH  
Financial Year: 2016-17  
Quarter: 2nd  
Period: JULY TO SEPTEMBER 2016

Table: QT-5: UTILIZATION OF CENTRAL ASSISTANCE TOWARDS MME & TRANSPORTATION (PRY & UPRY)

Sl. No.	ITEMS	Allocation for the current FY	Opening Balance at the beginning of the Quarter	Central assistance received during the Qtr.	Expenditure during the Qtr.	Unspent Balance at the end of the Quarter [Col. 4+5-6]	Expenditure from State/UT own resources, if any
	2	3	4	5	6	7	8
1	Management, Monitoring and Evaluation (MME)	2115.61	19.97308	652.53	222.58674	449.91634	
2	Transport Assistance	2042.36	1089.437983	587.31000	283.26070	1393.48728	
	<b>Total</b>	<b>4157.97</b>	<b>1109.41106</b>	<b>1239.84000</b>	<b>505.84744</b>	<b>1843.40362</b>	

Date: \_\_\_\_\_  
Place:LUCKNOW

(हस्ताक्षर)  
[Signature]  
[Name]  
[Address]  
[Contact No.]

(Signature)  
Secretary of the Nodal Department  
Government of Uttar Pradesh



[Mid-Day Meal Scheme]  
Quarterly Progress Report

STATE: UTTAR PRADESH  
Financial Year: 2016-17  
Quarter: 2nd  
Period: JULY TO SEPTEMBER 2016

Table: QT-6

Table: QT-6: UTILISATION OF CENTRAL ASSISTANCE TOWARDS CONSTRUCTION OF KITCHEN-CUM-STORES

Sl. No.	Years	PHYSICAL PROGRESS				FINANCIAL PROGRESS (Lakhs)				PHYSICAL PROGRESS				FINANCIAL PROGRESS (Rs. in Lakhs)			
		Target (Units Sanctioned)	Constructed	In Progress	Not Started	Central	State	Expenditure	Target (Units Sanctioned)	Constructed	In Progress	Not Started	Central	State	Expenditure		
1	2006-07	13309	13119	0	0	7985.40000	0.00000	7869.89000	0	0	0	0	0.00000	0.00000	0.00000		
2	2007-08	35295	35206	0	0	20920.15000	0.00000	20862.79000	15805	15599	0	0	9483.00000	0.00000	9358.16000		
3	2008-09	17086	16457	0	0	10080.74000	0.00000	9709.63000	2792	2768	0	0	1647.28000	0.00000	1633.12000		
4	2009-10	1216	1201	0	0	717.44000	0.00000	708.59000	257	254	0	0	151.63000	0.00000	149.86000		
5	2010-11	18783	17180	0	0	11058.49125	3686.16375	13379.93000	2950	2946	0	4	1736.81250	578.93750	2312.62000		
6	2011-12	3353	3353	0	0	1974.07875	658.02625	2632.10500	2380	2318	5	8	1401.22500	467.07500	1818.84500		
7	2012-13	0	0	0	0	0.00000	0.00000	0.00000	0	0	0	0	0.00000	0.00000	0.00000		
8	2013-14	1456	840	0	0	928.20000	309.40000	714.00000	1674	1522	3	16	1067.17500	355.72500	1293.70000		
9	2014-15	0	0	0	0	0.00000	0.00000	0.00000	0	0	0	0	0.00000	0.00000	0.00000		
	<b>TOTAL</b>	<b>90498</b>	<b>87356</b>	<b>0</b>	<b>0</b>	<b>53664.50000</b>	<b>4653.59000</b>	<b>55876.93500</b>	<b>25858</b>	<b>25407</b>	<b>8</b>	<b>28</b>	<b>15487.12250</b>	<b>1401.73750</b>	<b>16566.30500</b>		

Date: \_\_\_\_\_  
Place: LUCKNOW

**(Signature)**  
Secretary of the Nodal Department  
Government of Uttar Pradesh

**(Signature)**  
Secretary of the Nodal Department  
Government of Uttar Pradesh

[Mid-Day Meal Scheme]  
Quarterly Progress Report

Table: QT-7


STATE: UTTAR PRADESH  
Financial Year: 2016-17  
Quarter: 2nd  
Period: JULY TO SEPTEMBER 2016

**Table: QT-7: UTILISATION OF CENTRAL ASSISTANCE TOWARDS PROCUREMENT OF KITCHEN DEVICES**

Sl. No	Years	PRIMARY				UPPER PRIMARY							
		No. of Schools /Centres		FINANCIAL PROGRESS (Rs. in lakhs)		PHYSICAL PROGRESS		FINANCIAL PROGRESS (Rs. in lakhs)					
		Target Sanctioned)	Procured	In Progress	Not Procured	Amount Sanctioned	Expenditure	Target Sanctioned)	Procured	In Progress	Not Procured	Amount Sanctioned	Expenditure
		3	4	5	6	7	8	9	10	11	12	13	14
1	2006-07	29466	29466	0	0	1473.30	1473.30	0	0	0	0	0.00	0.00
2	2007-08	47938	47938	0	0	2396.90	2396.90	20000	20000	0	0	1000.00	1000.00
3	2008-09	25413	25413	0	0	1270.65	1270.65	21586	21586	0	0	1079.30	1079.30
4	2009-10	0	0	0	0	0.00	0.00	0	0	0	0	0.00	0.00
5	2010-11	0	0	0	0	0.00	0.00	0	0	0	0	0.00	0.00
6	2011-12	13437	13078	0	359	671.85	653.90	0	0	0	0	0.00	0.00
8	2012-13	9601	8956	0	645	480.05	447.80	0	0	0	0	0.00	0.00
9	2013-14	0	0	0	0	0.00	0.00	0	0	0	0	0.00	0.00
10	2014-15	10932	6774	0	4158	546.60	338.70	0	0	0	0	0.00	0.00
11	2015-16	4502	1715	0	2787	225.10	85.75	0	0	0	0	0.00	0.00
11	2012-13	9064	8451	0	613	453.20	422.55	0	0	0	0	0.00	0.00
12	2014-15	34607	32632	0	1975	1730.35	1631.60	0	0	0	0	0.00	0.00
13	2015-16	100732	78292	0	22440	5036.60	3914.60	0	0	0	0	0.00	0.00
	<b>Total</b>	<b>285692</b>	<b>252715</b>	<b>0</b>	<b>32977</b>	<b>14284.60</b>	<b>12635.75</b>	<b>41586</b>	<b>41586</b>	<b>0</b>	<b>0</b>	<b>2079.30</b>	<b>2079.30</b>

19611 Units have been surrendered by districts.  
Sanction & Progress of Replacement is shown in Col: 11, 12, 13

Date: \_\_\_\_\_  
Place: LUCKNOW

  
 (Signature)  
 Secretary of the Nodal Department  
 Government of Uttar Pradesh

[Mid-Day Meal Scheme]  
Quarterly Progress Report


Table - QT-8


STATE: UTTAR PRADESH  
Financial Year: 2016-17  
Quarter: 2nd  
Period: JULY TO SEPTEMBER 2016

Table: QT-8: Inspections Carried Out by State / UT official

Stage	No. of Institutions	No. of institutions inspected				Total coverage in %	No. of Centralized Kitchen	No. Centralized Kitchen inspected				Total coverage in %
		Till last Quarter	During the Quarter	Total covered till the end of Quarter	5=(3+4)			Till last Quarter	During the Quarter	Total covered till the end of Quarter	10=(8+9)	
1	2	3	4	5=(3+4)	6	7	8	9	10=(8+9)	11		
Primary	114220	68455	98009	166464	98.86	143	94	135	229	160.14		
Upper Primary	54166											
Total	168386	68455	98009	166464	98.86	143	94	135	229	160.14		

Date: \_\_\_\_\_  
Place: LUCKNOW

  
(Secretary)  
संयोजक, मध्यम शिक्षण  
उ० प्र०, लखनऊ

  
(Signature)  
Secretary of the Nodal Department  
Government of Uttar Pradesh

[Mid-Day Meal Scheme]  
Quarterly Progress Report

Table: QT-9

STATE: UTTAR PRADESH  
Financial Year: 2016-17  
Quarter: 2nd  
Period: JULY TO SEPTEMBER 2016

Table: QT-9: School Health Programme - (Primary & Upper Primary)

Stage	Health Check up carried out		Distribution of Iron Folic Acid Tablets		Distribution of De-worming Tablets		Visually Impaired		Weight Measurement			Measurement of Height	
	No. of Schools/Centers	No. of Children	No. of Schools /Centres	No. of Children	No. of Schools /Centres	No. of Children	No. of Children with refractive error	No. of Children received spectacles	No. of Schools	No. of Children	No. of Schools	No. of Children	
1 Primary+Upper Primary	2 73798	3 4735487	4 73798	5 4735487	6 73798	7 4735487	8 85063	9 47966	10 73798	11 4735487	12 73798	13 4735487	

Note :  
1. The above information is received from the office of the National Rural Health Mission, UP.  
2. Eye checkup and Distribution of spectacles is done under National Programme for Control of Blindness, UP.

Date: \_\_\_\_\_  
Place:LUCKNOW

*(Signature)*  
मुख्य सचिव, स्वास्थ्य विभाग  
लखनऊ

*(Signature)*  
मुख्य सचिव, शिक्षा विभाग  
लखनऊ

*(Signature)*  
Secretary of the Nodal Department  
Government of Uttar Pradesh



**[Mid-Day Meal Scheme]  
Quarterly Progress Report**

Table: QT-11

**STATE: UTTAR PRADESH**  
**Financial Year: 2016-17**  
**Quarter: 2nd**  
**Period: JULY TO SEPTEMBER 2016**

Table: QT-11: Availability of other Infrastructure [Primary + Upper Primary]

Total No. of Schools/Centres	Availability of Gas based cooking: No. of Schools/Centres			Availability of Toilet Facility: No. of Schools/Centres			Availability of Drinking water facility: No. of Schools/Centres		
	Till last Qtr.	Provided during the Qtr.	Till the end of the Qtr.	Till last Qtr.	Provided during the Qtr.	Till the end of the Qtr.	Till last Qtr.	Provided during the Qtr.	Till the end of the Qtr.
1	2	3	4	5	6	7	8	9	10
168386	104363	6156	110519	157846	5158	163004	161969	6197	168166

Date: \_\_\_\_\_  
Place: LUCKNOW

**(Signature)**  
संयोजक शिक्षक  
उ० प्र०, लखनऊ

**(Signature)**  
**Secretary of the Nodal Department**  
**Government of Uttar Pradesh**