

संख्या- म०भो०प्रा०/3518/2012-13

प्रेषक,

प्रमुख सचिव,  
बेसिक शिक्षा,  
उ०प्र० शासन।

सेवा में,

संयुक्त सचिव,  
भारत सरकार,  
मानव संसाधन विकास मंत्रालय,  
स्कूल शिक्षा एवं साक्षरता विभाग,  
शास्त्री भवन, नई दिल्ली।

शिक्षा अनुभाग-6

दिनांक 31-10-2012


विषय : वित्तीय वर्ष 2012-13 की द्वितीय त्रैमासिक प्रगति आख्या (जुलाई से सितम्बर, 2012)  
के प्रेषण के सम्बन्ध में।

महोदय,

उपर्युक्त विषयक मध्यान्ह भोजन योजना से सम्बन्धित द्वितीय त्रैमास (जुलाई से सितम्बर, 2012) की त्रैमासिक प्रगति रिपोर्ट निर्धारित प्रारूप पर संलग्न कर प्रेषित है।

संलग्नक-उक्तवत्।

भवदीय,

  
31.10.12  
(सुनील कुमार)  
प्रमुख सचिव

[Mid-Day Meal Scheme]  
Quarterly Progress Report


Table: QT-1

STATE: UTTAR PRADESH  
Financial Year: 2012-13  
Quarter: 2nd  
Period: JULY-SEPTEMBER


Table: QT-1: COVERAGE (Primary)

Sl. No.	Types of Schools/Centres	TARGET as per PAB-MDM approval			Total No. of existing schools as on date	Enrollment	Number of Children opted for MDM	ACHIEVEMENT						
		No. of Schools /Centres	No. of Children	No. of working days as per PAB Approval for FY				No. of Schools/Centres actually served	No. of meals served	No. of working days	Average number of children (=10/11)	% coverage against PAB approval (=12/4)	% coverage against enrollment (=12/7*100)	
1	Govt Schools	3	4	5	6	7	8	9	10	11	12	13	14	
1	Govt Schools	113977	9000000	234	149	31940	31940	131	796128	63	12637		39.56	
2	Local Body Schools	113977	9000000	234	105256	13861053	13861053	104491	453360906	65	6974783		50.32	
3	Govt Aided Schools	366	9000000	234	1126	297328	297328	1072	8817741	65	135658	79.51	45.63	
4	EGS Centres	366	9000000	234	0	0	0	0	0	0	0		0.00	
5	AIE Centres	366	9000000	234	108	2723	2723	45	40078	65	617		22.64	
6	Madarsa /Maqtabs	334	9000000	234	278	103580	103580	238	1834438	57	32183		31.07	
7	NCLP	1430	42519	312	274	13516	13516	210	287632	65	4425	10.41	32.74	
	Total	116107	9042519		107191	14310140	14310140	106187	465136923	65	7155953	79.14	50.01	

Date: \_\_\_\_\_  
Place: LUCKNOW

  
निदेशक  
मध्याह्न भोजन प्राधिकरण  
उत्तर प्रदेश, लखनऊ

(Signature)  
Secretary of the Nodal Department  
Government of Uttar Pradesh

  
सुनील कुमार  
प्रमुख सचिव  
शैक्षिक शिक्षा विभाग  
उत्तर प्रदेश शासन

[Mid-Day Meal Scheme]  
Quarterly Progress Report

Table: QT-1A

STATE: UTTAR PRADESH  
Financial Year: 2012-13  
Quarter: 2nd  
Period: JULY-SEPTEMBER

Table: QT-1A: COVERAGE (Upper Primary)

Sl. No.	Types of Schools/Centres	TARGET as per MDM-PAB approval			ACHIEVEMENT										
		No. of Schools /Centres	Upper Primary	Upper Primary with Primary classes	No. of Children	No. of working days as per PAB Approval for FY	Total No. of existing schools as on date	Enrollment	Number of Children opted for MDM	No. of Schools/Centres actually served		No. of meals served	No. of working days	Average number of children (=12/13)	% coverage against PAB approval (=14/15)
1	2	3	4	5	6	7	8	9	10	11	12	13	14	15	
1	Govt Schools				234	496	91099	91099	341	103	2576806	65	39643		43.52
2	Local Body Schools	53270			234	44542	3970149	3970149	28186	16376	131281601	65	2019717		50.87
3	Govt Aided Schools				234	7367	1779562	1779562	6081	478	46127915	64	720749		40.50
4	EGS Centres	0		3400000	234	0	0	0	0	0	0	0	0	82.33	0.00
5	AIE Centres				234	0	0	0	0	0	0	0	0		0.00
6	Madrassa/Madqabs	229			234	112	29926	29926	25	83	477085	56	8519		28.47
7	NCLP	-			312	481	23317	23317	438	3	668433	64	10444		44.79
	Total	53499		3400000		52998	5894053	5894053	35071	17043	181131840	65	2786644	81.96	47.28

Date: \_\_\_\_\_  
Place: LUCKNOW

  
Secretary of the Nodal Department  
Government of Uttar Pradesh

(Signature)  
Secretary of the Nodal Department  
Government of Uttar Pradesh

सुनील कुमार  
प्रमुख सचिव  
बैरिक शिक्षा विभाग  
उत्तर प्रदेश शासन

[Mid-Day Meal Scheme]  
Quarterly Progress Report

Table: QT-2

STATE: UTTAR PRADESH  
Financial Year: 2012-13  
Quarter: 2nd  
Period: JULY-SEPTEMBER

**Table: QT-2: UTILISATION OF FOODGRAINS (PRY & U PRY)**

Sl. No.	Foodgrains	PRIMARY						UPPER PRIMARY					
		Annual Allocation	Allocation for the current Qtr.	Opening Balance at the Starting of the Qtr.	Lifted from FCI during the Qtr	Aggregate quantity Consumed at School level	Balance* Stock at the end of the Qtr (col.5+6-7)	Annual Allocation	Allocation for the current Quarter	Opening Balance at the Starting of the Qtr.	Lifted from FCI during the Qtr	Aggregate quantity Consumed at School level	Balance* Stock at the end of Qtr (col.11+12-13)
1	Rice	140407.02	38016.00	4507.17	36985.40	30433.99	11058.58	80890.64	20726.59	-134.86	20188.60	17886.12	2167.62
2	Wheat	70192.98	19584.00	4334.21	19208.53	15270.80	8271.94	40439.25	10677.33	13.12	10589.25	9004.76	1597.61
	<b>Total</b>	<b>210600.00</b>	<b>57600.00</b>	<b>8841.38</b>	<b>56193.93</b>	<b>45704.79</b>	<b>19330.52</b>	<b>121329.89</b>	<b>31403.92</b>	<b>-121.74</b>	<b>30777.85</b>	<b>26890.88</b>	<b>3765.23</b>

\* includes unspent balance at State, District, Block and school/cooking agencies level at the end of quarter.

Date: \_\_\_\_\_  
Place: LUCKNOW

(Signature)  
Secretary of the Nodal Department  
Government of Uttar Pradesh

**निदेशक**  
मध्यम शैक्षणिक प्राधिकरण  
उत्तर प्रदेश, लखनऊ

**सुनील कुमार**  
प्रमुख सचिव  
शैक्षिक विभागा  
उत्तर प्रदेश शासन

[Mid-Day Meal Scheme]  
Quarterly Progress Report

Table: QT-2A

STATE: UTTAR PRADESH

Financial Year: 2012-13

Quarter: 2nd

Period: JULY-SEPTEMBER

Table: QT-2A: STATUS OF PAYMENT OF COST OF FOOD GRAINS TO FCI

Stage	Foodgrain allocated for the quarter(In MTS)	Funds Released by GOI (Rs. in lakh)	Foodgrain lifted during the quarter	Bill raised by FCI		Payment to FCI	
				Qty (in MT)	Amount (Rs in Lakhs)	Qty (in MT)	Amount (Rs in Lakhs)
1	2	3	4	5	6	7	8
Primary	89003.92	5196.36	86971.77	64186.09	3352.85	19157.74	880.33
Upper Primary							
<b>Total</b>	<b>89003.92</b>	<b>5196.36</b>	<b>86971.77</b>	<b>64186.09</b>	<b>3352.85</b>	<b>19157.74</b>	<b>880.33</b>

**Note:** Funds released shown in Col-3 has been actually released in Oct. 2012. Accordingly the payment to FCI against the released by the agency are under process at districts.

Date: \_\_\_\_\_

Place: Lucknow

Secretary of the Nodal Department  
Government of Uttar Pradesh

सुनील कुमार  
प्रमुख सचिव  
भारतीय शिक्षा विभाग  
उत्तर प्रदेश शासन

[Mid-Day Meal Scheme]  
Quarterly Progress Report

Table: QT-3

STATE: UTTAR PRADESH

Financial Year: 2012-13

Quarter: 2nd

Period: JULY-SEPTEMBER

Table: QT-3: UTILISATION OF CENTRAL ASSISTANCE TOWARDS COOKING COST (PRV & U PRV)

Sl. No.	Stage	Allocation for the current FY			Opening Balance at the beginning of the Quarter			Cooking assistance released during the Qtr.			Cooking cost expenditure during the Qtr. (Note: 2)			Unspent Balance at the end of the Quarter [Col. 8+11-14] (Note:1)		
		Central Share	State Share	Total	Central share	State Share	Total	Central share	State Share	Total	Central share	State Share	Total	Central share	State Share	Total
1	2	3	4	5	6	7	8	9	10	11	12	13	14	15	16	17
1	Primary	49069.80	16426.80	65496.60	6101.41	10428.68	16530.09	12545.15	4181.72	16726.86	10515.53	3505.18	14020.70	8131.03	11105.22	19236.25
2	Upper Primary	28229.43	9382.84	37612.27	5340.84	1894.17	7235.00	7206.72	2402.24	9608.96	5926.20	1975.40	7901.60	6621.36	2321.01	8942.36
	Total	77299.23	25809.64	103108.87	11442.25	12322.84	23765.09	19751.87	6583.96	26335.82	16441.73	5480.58	21922.30	14752.39	13426.22	28178.61

Date: \_\_\_\_\_  
Place: LUCKNOW

निदेशक

महान्द भोजन प्राधिकरण

उत्तर प्रदेश, लखनऊ

(Signature)  
Secretary of the Nodal Department  
Government of Uttar Pradesh

सुनील कुमार

प्रमुख सचिव

देशिक शिक्षा विभाग

उत्तर प्रदेश शासन

[Mid-Day Meal Scheme]  
Quarterly Progress Report

Table: QT-4

STATE: UTTAR PRADESH

Financial Year: 2012-13

Quarter: 2nd

Period: JULY-SEPTEMBER

Table: QT-4:UTILIZATION OF CENTRAL ASSISTANCE TOWARDS COOK-CUM-HELPER

Sl. No.	Stage	Total No. of cook-cum-helpers approved	No. of cook-cum-helpers working during the Qtr.	Funds released during the quarter			Opening Balance in the beginning of the quarter			Expenditure			Unspent Balance at the end of the quarter		
				Central share	State Share	Total	Central share	State Share	Total	Central share	State Share	Total	Central share	State Share	Total
1	2	3	4	5	6	7	8	9	10	11	12	13	14	15	16
1	Primary	309810	273063	6816.9825	2272.3275	9089.31	-8235.05	9523.38	1288.33	6352.103	2117.368	8469.47	-7770.17	9678.34	1908.17
2	U Primary	124222	110289												
	Total	434032	383352	6816.9825	2272.3275	9089.31	-8235.05	9523.38	1288.33	6352.103	2117.368	8469.47	-7770.17	9678.34	1908.17

Date: \_\_\_\_\_  
Place:LUCKNOW

(Signature)  
Secretary of the Nodal Department  
Government of Uttar Pradesh

**सुनील कुमार**  
प्रमुख सचिव  
बैसिक शिक्षा विभाग  
उत्तर प्रदेश शासन

[Mid-Day Meal Scheme]  
Quarterly Progress Report

Table: QT-5

STATE: UTTAR PRADESH

Financial Year: 2012-13

Quarter: 1st

Period: JULY-SEPTEMBER

Table: QT-5:UTILIZATION OF CENTRAL ASSISTANCE TOWARDS MME & TRANSPORTATION (PRY & UPRY)

Sl. No.	ITEMS	Allocation for the current FY	Opening Balance at the beginning of the Quarter	Central assistance received during the Qtr.	Expenditure during the Qtr.	Unspent Balance at the end of the Quarter [Col. 4+5-6]	Expenditure from State/UT own resources, if any
1	2	3	4	5	6	7	8
1	Management, Monitoring and Evaluation (MME)	2342.98	398.84	700.00	195.98	902.86	
2	Transport Assistance	2489.47	165.47	667.54	288.27	544.74	
	<b>Total</b>	<b>4832.45</b>	<b>564.31</b>	<b>1367.54</b>	<b>484.25</b>	<b>1447.60</b>	

Date: \_\_\_\_\_  
Place:LUCKNOW

निदेशक  
मध्याह्न भोजन प्राधिव.  
उत्तर प्रदेश, लखनऊ

(Signature)  
Secretary of the Nodal Department  
Government of Uttar Pradesh

सुनील कुमार  
प्रमुख सचिव  
शैक्षिक शिक्षा विभाग  
उत्तर प्रदेश शासन



[Mid-Day Meal Scheme]  
Quarterly Progress Report

Table: QT-6

STATE: UTTAR PRADESH

Financial Year: 2012-13

Quarter: 2nd

Period: JULY to SEPTEMBER

**Table: QT-6: UTILISATION OF CENTRAL ASSISTANCE TOWARDS CONSTRUCTION OF KITCHEN-CUM-STORES**

Sl. No.	Years	PRIMARY				UPPER PRIMARY					
		Target (Units Sanctioned)	Constructed	In Progress	Not Started	Target (Units Sanctioned)	Constructed	In Progress	Not Started		
1	2006-07	3	4	5	6	9	10	11	12	13	14
2	2007-08	13309	13309	0	0	0	0	0	0	0.00	0.00
3	2008-09	35818	35724	0	94	15805	15805	0	0	9483.00	9483.00
4	2009-10	17086	17075	0	11	2437	2430	0	7	1437.83	1433.70
5	2010-11	18783	16681	519	1583	2950	2889	61	0	1736.81	1727.83
6	2011-12	0	0	0	0	0	0	0	0	0.00	0.00
	Total	88338	84519	2056	1763	23583	22365	894	324	14065.34	13375.17

नोट : प्रथम त्रैमास 2012-13 के प्रपत्र क्यूटी-6 के तालाश में अंकित टिप्पणी वर्तमान त्रैमास में भी यथावत है तथा वित्तीय वर्ष 2011-12 में आवंटन के सापेक्ष भौतिक प्रगति की स्थिति जनपद द्वारा उपलब्ध करायी गयी क्यूटी-6 के प्रपत्र-6 में दी गयी सूचना के आधार पर तैयार है एवं वित्तीय प्रगति पूर्ण निर्मित इकाई के सापेक्ष केन्द्रांश रु० 58875.00 के व्यय के आधार पर दर्शित है।

Date: \_\_\_\_\_  
Place: LUCKNOW

(Signature)  
Secretary of the Nodal Department  
Government of Uttar Pradesh

सुनील कुमार  
प्रमुख सचिव  
बैसिक शिक्षा विभाग  
उत्तर प्रदेश शासन

[Mid-Day Meal Scheme]  
Quarterly Progress Report

Table: QT-7

STATE: UTTAR PRADESH  
Financial Year: 2012-13  
Quarter: 2nd  
Period: JULY to SEPTEMBER

Table: QT-7: UTILISATION OF CENTRAL ASSISTANCE TOWARDS PROCUREMENT OF KITCHEN DEVICES

Sl. No.	Years	PRIMARY						UPPER PRIMARY					
		No. of Schools /Centres						FINANCIAL PROGRESS (Rs. in lakhs)					
		Target Sanctioned	Procured	In Progress	Not Procured	Amount Sanctioned	Expenditure	Target (Units Sanctioned)	Procured	In Progress	Not Procured	Amount Sanctioned	Expenditure
1	2	3	4	5	6	7	8	9	10	11	12	13	14
1	2006-07	29466	29030	436	-	1473.30	1451.50	0	0	0	0	0.00	0.00
2	2007-08	47938	47270	668	-	2396.90	2363.50	20000	19932	68	-	1000.00	996.60
3	2008-09	25413	25359	54	-	1270.65	1267.95	21586	21133	453	-	1079.30	1056.65
4	2009-10	-	-	-	-	-	-	-	-	-	-	-	-
5	2010-11	-	-	-	-	-	-	-	-	-	-	-	-
	Total	102817	101659	1158	0	5140.85	5082.95	41586	41065	521	0	2079.30	2053.25

Sl. No.	Years	PRIMARY+UPPER PRIMARY						FINANCIAL PROGRESS	
		No. of Schools /Centres						Amount	Expenditure
		Target	Procured	In Progress	Not Procured	Amount	Expenditure		
1	2	3	4	5	6	7	8		
6	2011-12	15033	13218	0	1815	751.65	660.90		
	Total	15033	13218	0	1815	751.65	660.90		

Date: \_\_\_\_\_  
Place:LUCKNOW

**निदेशक**  
महान्द बोर्ड प्रशासन  
उत्तर प्रदेश, लखनऊ

(Signature)  
सुनील कुमार  
Secretary of the Nodal Department  
Government of Uttar Pradesh  
कार्यकारी शिक्षा विभाग  
उत्तर प्रदेश शासन

[Mid-Day Meal Scheme]  
Quarterly Progress Report

Table - QT-8

STATE: UTTAR PRADESH  
Financial Year: 2012-13  
Quarter: 2nd  
Period: JULY to SEPTEMBER

Table: QT-8: Inspections Carried Out by State / UT official

Stage	No. of Institutions	No. of institutions inspected				Total coverage in %	No. of Centralized Kitchen	No. Centralized Kitchen inspected				Total coverage in %
		Till last Quarter	During the Quarter	Total covered till the end of Quarter	5=(3+4)			Total coverage in %	6	7	Till last Quarter	
1	2	3	4	5=(3+4)	6	7	8	9	10=(8+9)	11		
Primary	116107	0	33454	33454	28.81	190	199	240	439	220.60		
Upper Primary	53499	0	10367	10367	19.38							
Total	169606	0	43821	43821	48.19	130	199	240	439	220.60		

Date: \_\_\_\_\_  
Place: LUCKNOW

(Signature)  
Secretary of the Nodal Department  
Government of Uttar Pradesh

सुनील कुमार  
मुख्य सचिव  
बालिक शिक्षा विभाग  
उत्तर प्रदेश शासन

[Mid-Day Meal Scheme]  
Quarterly Progress Report

Table: QT-9


STATE: UTTAR PRADESH  
Financial Year: 2012-13  
Quarter: 2nd  
Period: JULY to SEPTEMBER

Table: QT-9: School Health Programme - (Primary & Upper Primary)

Stage	Health Check up carried out			Distribution of Iron Folic Acid Tablets		Distribution of De-worming Tablets		Visually Impaired	Weight Measurement		Measurement of Height	
	No. of Schools/Centers	No. of Children	No. of Schools /Centres	No. of Children	No. of Schools /Centres	No. of Children	No. of Children with refractive error		No. of Children received spectacles	No. of Schools	No. of Children	No. of Schools
1	2	3	4	5	6	7	8	9	10	11	12	13
Primary	0	0	0	0	0	0	0	0	0	0	0	0
Upper Primary	0	0	0	0	0	0	0	0	0	0	0	0
Total	0	0	0	0	0	0	0	0	0	0	0	0

नोट-वर्तमान वित्तीय वर्ष 2012-13 में स्कूल स्वास्थ्य कार्यक्रम हेतु जारी दिशा निर्देशानुसार विद्यालयों में कार्यक्रम माह नवम्बर, 2012 से प्रारम्भ किया जाएगा।

Date: \_\_\_\_\_  
Place: Lucknow

  
निदेशक  
मध्याह्न भोजन प्राधिकरण  
उत्तर प्रदेश, लखनऊ

(Signature)  
Secretary of the Nodal Department  
Government of Uttar Pradesh

सुनील कुमार  
प्रमुख सचिव  
बैसिक शिक्षा विभाग  
उत्तर प्रदेश शासन

[Mid-Day Meal Scheme]  
Quarterly Progress Report

Table : QT-10

STATE: UTTAR PRADESH  
Financial Year: 2012-13  
Quarter: 2nd  
Period: JULY to SEPTEMBER

**Table: QT-10: Monitoring and Evaluation [Primary + Upper Primary]**

- A. State Steering-cum-Monitoring Committee**
- 25-Jun-04
- Date of Constitution of SSMC: \_\_\_\_\_
  - Whether meeting of SSMC held during the Quarter: -  
Yes \_\_\_\_\_  
If yes, \_\_\_\_\_
  - Whether representatives of MHRD attended the meeting  
Yes \_\_\_\_\_  
No \_\_\_\_\_
  - Whether representatives of MI attended the meeting  
Yes \_\_\_\_\_  
No \_\_\_\_\_
  - Gist of the important decisions \_\_\_\_\_
  - Date of last meeting prior to the one mentioned in (2): -  
Approval of AWP & B for year 2012-13  
10.04.2012

**B. No. of SMC meetings at District level**

Quarter	Total No. of districts	No. of districts having SMCs	No. of Meetings held during quarter
1	2	3	4
2	75	75	225
3			
4			

**C. Major occurrences if any, related to food supply**

No. of Occ.	Occurrence pending at the beginning of the Qtr.			Occurrence came to notice during the Qtr.			Occurrence attended during the Qtr.			Occurrence pending at the end of the Qtr.		
	No. fell ill	No. died	No. of Occ.	No. fell ill	No. died	No. of Occ.	No. found actionable	No. found non-actionable	Total	No. of Occ.	No. fell ill	No. died
1	2	3	4	5	6	7	8	9	10	11	12	

**D. Cases of social/gender discrimination : Please give details of the incidents and action taken thereon. Nil**

**E. Impact/Evaluation Studies Commissioned, if any, during the Quarter**

Institute /Agency to which Commissioned	Study for the period	Area where study would be carried out	Date when commissioned	Time Limit for Receipt of Report

**E. Major Conclusions of Impact/Evaluation Study Reports Received, if any, during the Quarter**

Months during which study carried out, and Date of Report	Gist of Findings	Action taken on the Findings
Nil	Nil	Nil

Date: \_\_\_\_\_  
Place:LUCKNOW

**निदेशक**  
महान्द भोजन प्राधिकरण  
उत्तर प्रदेश, लखनऊ

(Signature)  
Secretary of the Nodal Department  
Government of Uttar Pradesh

**सुनील कुमार**  
प्रमुख सचिव  
बसिक शिक्षा विभाग  
लखनऊ

[Mid-Day Meal Scheme]  
**Quarterly Progress Report**

Table: QT-11

STATE: UTTAR PRADESH

Financial Year: 2012-13

Quarter: 2nd

Period: JULY to SEPTEMBER

Table: QT-11: Availability of other Infrastructure [Primary + Upper Primary]

Total No. of Schools/Centres	Availability of Gas based cooking: No. of Schools/Centres				Availability of Toilet Facility: No. of Schools/Centres			Availability of Drinking water facility: No. of Schools/Centres		
	Till last Qtr.	Provided during the Qtr.	Till the end of the Qtr.	Till last Qtr.	Provided during the Qtr.	Till the end of the Qtr.	Till last Qtr.	Provided during the Qtr.	Till the end of the Qtr.	
1	2	3	4	5	6	7	8	9	10	
169606	100471	965	101436	151355	0	151355	154012	0	154012	

Date: \_\_\_\_\_  
Place: LUCKNOW

(Signature)  
Secretary of the Nodal Department  
Government of Uttar Pradesh

सुनील कुमार  
प्रमुख सचिव  
बैसिक शिक्षा विभाग  
उत्तर प्रदेश शासन