

प्रेषक,  
सचिव,  
बेसिक शिक्षा,  
उ०प्र० शासन, लखनऊ।

सेवा में,  
श्री गया प्रसाद,  
निदेशक (एम०डी०एम०),  
मानव संसाधन विकास मंत्रालय,  
स्कूल शिक्षा एवं साक्षरता विभाग,  
शास्त्री भवन, नई दिल्ली।

शिक्षा अनुभाग-6

लखनऊ दिनांक 31 मई, 2016

विषय: वित्तीय वर्ष 2015-16 के चतुर्थ त्रैमास (जनवरी 2016 से मार्च 2016) की त्रैमासिक प्रगति आख्या के प्रेषण के सम्बन्ध में।

महोदय,

मध्यान्ह भोजन योजना की वित्तीय वर्ष 2015-16 के चतुर्थ त्रैमास (जनवरी 2016 से मार्च 2016) त्रैमासिक प्रगति आख्या निर्धारित प्रारूप पर संलग्न प्रेषित है।

संलग्नक:-उक्तवत्।

भवदीय,

(अजय कुमार सिंह)  
सचिव

hl-  
27/5/16

[Mid-Day Meal Scheme]  
Quarterly Progress Report


Table: QT-1


STATE: UTTAR PRADESH  
Financial Year: 2015-16  
Quarter: 4th  
Period: JAN TO MAR 2016

Table: QT-1: COVERAGE (Primary)

Sl. No.	Types of Schools/Centres	TARGET as per PAB-MDM approval			Total No. of existing schools as on date	Enrollment	Number of Children opted for MDM	ACHIEVEMENT						
		No. of Schools /Centres	No. of Children	No. of working days as per PAB Approval for FY				No. of Schools/Centres actually served	No. of meals served	No. of working days	Average number of children (=10/11)	% coverage against PAB approval (=12/4)	% coverage against enrollment (=12/7*100)	
1	Govt Schools	113605	8128187	240	36	18153	18153	142	563132	59	9545		52.58	
2	Local Body Schools	566	8128187	240	113363	280547	12614477	113302	438806265	62	7077520		56.11	
3	Govt Aided Schools	0	8128187	240	632	0	280547	1150	8529445	60	142157	89.91	50.67	
4	EGS Centres	0	8128187	240	0	0	0	0	0	0	0		0.00	
5	AIE Centres	85	8128187	240	0	0	0	0	0	0	0		0.00	
6	Madarsa /Maqabbs	0	8128187	240	119	135387	135387	392	4972549	63	78929		58.30	
7	NCLP	0	8128187	240	0	0	0	0	0	58	0		0.00	
	<b>Total</b>	<b>114256</b>	<b>8128187</b>	<b>240</b>	<b>114150</b>	<b>13048564</b>	<b>13048564</b>	<b>114986</b>	<b>452871391</b>	<b>62</b>	<b>7304377</b>	<b>89.86</b>	<b>55.98</b>	

Date: \_\_\_\_\_  
Place: LUCKNOW

  
(Nodal Officer)  
विदेशिक  
सहायक निदेशक  
शिक्षण विभाग  
उत्तर प्रदेश सरकार  
लखनऊ, उत्तर प्रदेश

  
(Secretary)  
निदेशक  
शिक्षण विभाग  
उत्तर प्रदेश सरकार  
लखनऊ

(Signature)  
Secretary of the Nodal Department  
Government of Uttar Pradesh

[Mid-Day Meal Scheme]  
Quarterly Progress Report


Table: QT-1A


STATE: UTTAR PRADESH  
Financial Year: 2015-16  
Quarter: 4th  
Period: JAN TO MAR 2016


Table: QT-1A: COVERAGE (Upper Primary)

Sl. No.	Types of Schools/Centres	TARGET as per MDM-PAB approval				ACHIEVEMENT										
		No. of Schools /Centres		No. of Children	No. of working days as per PAB Approval for FY	Total No. of existing schools as on date	Enrollment	Number of Children opted for MDM	No. of Schools/Centres actually served		No. of meals served	No. of working days	Average number of children (=12/13)	% coverage against PAB approval (=14/5)	% coverage against enrollment (=14/8*100)	
Upper Primary	Upper Primary with Primary classes	7	8						9	10						11
1	Govt Schools	3	4	5	6	7	8	9	10	11	12	13	14	15	16	
2	Local Body Schools	46168				476	88912	88912	322	112	2338916	57	41034		46.15	
3	Govt Aided Schools	7629		3239610	240	45627	3661199	3661199	45455	153	124959508	62	2015476		55.05	
4	EGS Centres	0				7605	1787790	1787790	6470	583	44008108	59	745900	87.59	41.72	
5	AIE Centres	0				0	0	0	0	0	0	0	0	0.00	0.00	
6	Madarsa /Maqats	358				0	0	0	0	0	0	0	0	0.00	54.94	
7	NCLP	0				346	47400	47400	17	303	1666736	64	26043		56.30	
Total		54155		3239610	240	54121	5588651	5588651	52331	1151	173084566	61	2837452	87.59	50.77	

Date: \_\_\_\_\_  
Place: LUCKNOW

  
(कुबेर जी. शंकर सिंह)  
निदेशक  
मध्याह्न भोजन प्राधिकरण  
उ.प्र., लखनऊ

  
(श्रद्धा मिश्रा)  
निदेशक  
मध्याह्न भोजन प्राधिकरण  
उ.प्र., लखनऊ

  
(Signature)  
Secretary of the Nodal Department  
Government of Uttar Pradesh

[Mid-Day Meal Scheme]  
Quarterly Progress Report

Table: QT-2


STATE: UTTAR PRADESH  
Financial Year: 2015-16  
Quarter: 4th  
Period: JAN TO MAR 2016


**Table: QT-2: UTILISATION OF FOODGRAINS (PRY & U PRY)**

Sl. No.	Foodgrains	PRIMARY							UPPER PRIMARY						
		Annual Allocation	Allocation for the current Qtr.	Opening Balance at the Starting of the Qtr.	Lifted from FCI during the Qtr	Aggregate quantity Consumed at School level	Balance* Stock at the end of the Qtr (col:5+6-7)	Annual Allocation	Allocation for the current Quarter	Opening Balance at the Starting of the Qtr.	Lifted from FCI during the Qtr	Aggregate quantity Consumed at School level	Balance* Stock at the end of Qtr (col:11+12-13)		
1	Rice	136071.340	21481.633	30830.131	21281.517	30203.243	21908.405	83342.770	14050.056	13271.989	13917.157	17301.267	9887.879		
2	Wheat	67020.210	10721.660	15241.312	10671.740	15083.817	10829.235	41049.420	7017.001	7782.870	7049.556	8661.242	6171.186		
	<b>Total</b>	<b>203091.550</b>	<b>32203.293</b>	<b>46071.443</b>	<b>31953.257</b>	<b>45287.060</b>	<b>32737.640</b>	<b>124392.190</b>	<b>21067.057</b>	<b>21054.859</b>	<b>20966.715</b>	<b>25962.509</b>	<b>16059.065</b>		

\*. Includes unspent balance at State, District, Block and school/cooking agencies level at the end of quarter.

Date: \_\_\_\_\_  
Place: LUCKNOW

  
 (कुंवर डी० पी० सिंह)  
 निदेशक  
 प्रधान भोजन प्राधिकरण  
 लुका, लखनऊ

  
 (शरदा मिश्रा)  
 निदेशक  
 प्रधान भोजन प्रभाग  
 लुका लखनऊ

Secretary of the Nodal Department  
Government of Uttar Pradesh

(Signature)

21/3/16

[Mid-Day Meal Scheme]  
Quarterly Progress Report

Table: QT-2A

STATE: UTTAR PRADESH

Financial Year: 2015-16

Quarter: 4th

Period: JAN TO MAR 2016

Table: QT-2A: STATUS OF PAYMENT OF COST OF FOOD GRAINS TO FCI

Stage	Foodgrain allocated for the quarter(in MTs)	Funds Released by GOI (Rs. in lakh)	Foodgrain lifted during the quarter	Bill raised by FCI		Payment to FCI	
				Qty (in MT)	Amount (Rs in Lakhs)	Qty (in MT)	Amount (Rs in Lakhs)
1	2	3	4	5	6	7	8
Primary	53270.35	3159.29	52919.97	32553.824	4495.72714	126340.666	6235.7475
Upper Primary							
<b>Total</b>	<b>53270.35</b>	<b>3159.29</b>	<b>52919.97</b>	<b>32553.824</b>	<b>4495.72714</b>	<b>126340.666</b>	<b>6235.7475</b>

Date: \_\_\_\_\_  
Place: LUCKNOW



(सहायक निदेशक)  
निदेशक  
संस्थान भोजन प्राधिकरण  
उद्योग, लखनऊ

(Signature)  
Secretary of the Nodal Department  
Government of Uttar Pradesh

(संयोजक निदेशक)  
निदेशक  
संयोजक भोजन प्राधिकरण  
उद्योग, लखनऊ

[Mid-Day Meal Scheme]  
Quarterly Progress Report

Table: QT-3

STATE: U.P./AR PRADESH  
Financial Year: 2015-16  
Quarter: 4th  
Period: JAN TO MAR 2016

**Table: QT-3: UTILISATION OF CENTRAL ASSISTANCE TOWARDS COOKING COST (PRY & U PRY)**


(Rs. In Lakh)


Sl. No.	Stage	Allocation for the current FY			Opening Balance at the beginning of the Quarter			Cooking assistance released during the Qtr.			Cooking cost expenditure during the Qtr. (Note: 2)			Unspent Balance at the end of the Quarter [Col. 8+11-14] (Note:1)			Total
		Central Share	State Share	Total	Central share	State Share	Total	Central share	State Share	Total	Central share	State Share	Total	Central share	State Share	Total	
1	2	3	4	5	6	7	8	9	10	11	12	13	14	15	16	17	
1	Primary	56474.64	18824.88	75299.52	-286.38	5223.30	4936.92	6415.29	11448.23	17863.52	10584.79	7056.52	17641.31	-4455.88	9615.01	5159.13	
2	Upper Primary	33704.90	11234.97	44939.87	5195.10	-938.13	4256.97	3825.63	6926.64	10752.27	6141.07	4094.04	10235.11	2879.66	1894.47	4774.13	
	Total	90179.54	30059.85	120239.39	4908.72	4285.18	9193.89	10240.92	18374.87	28615.79	16725.86	11150.56	27876.42	-1576.22	11509.49	9933.26	

Note 1: Includes Central Assistance & State Contribution, both in terms of funds and monetary value of the commodities supplied by the State/UT and remain unspent at State, District, Block, Village/Parichayat & School/cooking agency levels.

Note 2: It is only the actual expenditure at the school level including monetary value of the commodities supplied by the State/UT and consumed at schools/cooking agencies level. It does not include the unspent balance at the schools/cooking agencies level.

Date: \_\_\_\_\_  
Place: LUCKNOW

  
निदेशक  
मध्याह्न भोजन प्रोग्राम  
उत्तर प्रदेश

  
(श्रद्धा निशा)  
निदेशक  
मध्याह्न भोजन प्रोग्राम  
उत्तर प्रदेश

(Signature)  
Secretary of the Nodal Department  
Government of Uttar Pradesh



[Mid-Day Meal Scheme]  
Quarterly Progress Report

Table: QT-5

STATE: UTTAR PRADESH

Financial Year: 2015-16


Quarter: 4th


Period: JAN TO MAR 2016

Table: QT-5:UTILIZATION OF CENTRAL ASSISTANCE TOWARDS MME & TRANSPORTATION (PRY & UPRY)


Sl. No.	ITEMS	Allocation for the current FY	Opening Balance at the beginning of the Quarter	Central assistance received during the Qtr.	Expenditure during the Qtr.	Unspent Balance at the end of the Quarter [Col. 4+5-6]	Expenditure from State/UT own resources, if any
1	2	3	4	5	6	7	8
1	Management, Monitoring and Evaluation (MME)	2546.66	455.75311	330.90	874.87003	-88.21692	
2	Transport Assistance	2337.76	1625.21365	76.53	1811.53259	-109.78894	
	<b>Total</b>	<b>4884.42</b>	<b>2080.96676</b>	<b>407.43</b>	<b>2686.40262</b>	<b>-198.00586</b>	

Date: \_\_\_\_\_  
Place: LUCKNOW

  
(उत्तर मीडिया और प्रिंट)  
नोडल अधिकारी  
संयोजित मंत्रालय प्रशासन  
सोरो, लखनऊ

  
(श्रीमती मिश्रा)  
निदेशक  
संयोजित मंत्रालय प्रशासन  
सोरो, लखनऊ

(Signature)  
Secretary of the Nodal Department  
Government of Uttar Pradesh

  
21/3/16



[Mid-Day Meal Scheme]  
Quarterly Progress Report


Table: QT-6

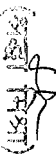
STATE: UTTAR PRADESH  
Financial Year: 2015-16  
Quarter: 4th  
Period: JAN TO MAR 2016

Table: QT-6: UTILISATION OF CENTRAL ASSISTANCE TOWARDS CONSTRUCTION OF KITCHEN-CUM-STORES

Sl. No.	Years	PHYSICAL PROGRESS				FINANCIAL PROGRESS (Rs. in Lakhs)				PHYSICAL PROGRESS				FINANCIAL PROGRESS (Rs. in Lakhs)			
		Target (Units Sanctioned)	Constructed	In Progress	Not Started	Amount Sanctioned Central	State	Expenditure	Target (Units Sanctioned)	Constructed	In Progress	Not Started	Amount Sanctioned Central	State	Expenditure		
1	2006-07	13309	13119	0	0	7985.40000	0.00000	7869.89000	0	0	0	0.00000	0.00000	0.00000			
2	2007-08	35295	35206	0	0	20920.15000	0.00000	20862.79000	15805	15599	0	9483.00000	0.00000	9358.16000			
3	2008-09	17086	16457	0	0	10080.74000	0.00000	9709.63000	2792	2768	0	1647.28000	0.00000	1633.12000			
4	2009-10	1216	1201	0	0	717.44000	0.00000	708.59000	257	254	0	151.63000	0.00000	149.86000			
5	2010-11	18783	17180	0	20	11058.49125	3686.16375	13379.93000	2950	2946	0	1736.81250	578.93750	2312.62000			
6	2011-12	3353	3353	0	0	1974.07875	658.02625	2632.10500	2380	2317	3	1401.22500	467.07500	1810.40625			
7	2012-13	0	0	0	0	0.00000	0.00000	0.00000	0	0	0	0.00000	0.00000	0.00000			
8	2013-14	1456	840	0	0	928.20000	309.40000	714.00000	1674	1521	3	1067.17500	355.72500	1282.65000			
9	2014-15	0	0	0	0	0.00000	0.00000	0.00000	0	0	0	0.00000	0.00000	0.00000			
<b>TOTAL</b>		<b>90498</b>	<b>87356</b>	<b>0</b>	<b>20</b>	<b>53664.50000</b>	<b>4653.59000</b>	<b>55876.93500</b>	<b>25858</b>	<b>25405</b>	<b>6</b>	<b>3215487.12250</b>	<b>1401.73750</b>	<b>16546.81625</b>			

Date: \_\_\_\_\_  
Place: LUCKNOW

  
 (कुचर डीओ की ओर से)  
 निदेशक  
 मध्याह्न भोजन विभाग  
 लुधियाना

  
 निदेशक  
 मध्याह्न भोजन विभाग  
 लुधियाना

(Signature)  
 Secretary of the Nodal Department  
 Government of Uttar Pradesh

[Mid-Day Meal Scheme]  
Quarterly Progress Report

Table: QT-7

STATE: UTTAR PRADESH  
Financial Year: 2015-16  
Quarter: 4th  
Period: JAN TO MAR 2016

Table: QT-7: UTILISATION OF CENTRAL ASSISTANCE TOWARDS PROCUREMENT OF KITCHEN DEVICES

Sl. No.	Years	PRIMARY						UPPER PRIMARY					
		No. of Schools /Centres			FINANCIAL PROGRESS (Rs. in lakhs)			PHYSICAL PROGRESS			FINANCIAL PROGRESS (Rs. in lakhs)		
		Target (Units Sanctioned)	Procured	In Progress	Not Procured	Amount Sanctioned	Expenditure	Target (Units Sanctioned)	Procured	In Progress	Not Procured	Amount Sanctioned	Expenditure
1	2	3	4	5	6	7	8	9	10	11	12	13	14
1	2006-07	29466	29030	436	-	1473.30	1451.50	0	0	0	0	0.00	0.00
2	2007-08	47938	47270	668	-	2396.90	2363.50	20000	19932	68	-	1000.00	996.60
3	2008-09	25413	25359	54	-	1270.65	1267.95	21586	21133	453	-	1079.30	1056.65
4	2009-10	-	-	-	-	-	-	-	-	-	-	-	-
5	2010-11	-	-	-	-	-	-	-	-	-	-	-	-
	<b>Total</b>	<b>102817</b>	<b>101659</b>	<b>1158</b>	<b>0</b>	<b>5140.85</b>	<b>5082.95</b>	<b>41586</b>	<b>41065</b>	<b>521</b>	<b>0</b>	<b>2079.30</b>	<b>2053.25</b>

Sl. No.	Years	PRIMARY+UPPER PRIMARY						FINANCIAL PROGRESS	
		No. of Schools /Centres			Amount			Expenditure	
		Target	Procured	In Progress	Not Procured	Amount	Expenditure		
1	2	3	4	5	6	7	8		
6	2011-12	15033	14674	0	359	751.65	733.70		
7	2012-13	9064	8451	0	613	453.20	422.55		
8	2012-13	9970	9325	0	645	498.50	466.25		
9	2014-15	34607	32632	0	1975	1730.35	1631.60		
10	2014-15	10932	6774	0	4158	546.60	338.70		
	<b>Total</b>	<b>79606</b>	<b>71856</b>	<b>0</b>	<b>7750</b>	<b>3980.30</b>	<b>3592.80</b>		

For Replacement of Year 2006-07  
For Replacement of Year 2007-08

Date: \_\_\_\_\_  
Place: LUCKNOW

(कुलर सी. पी. सिंह)  
सि. नि. नि. नि.  
संयोजक, प्रशासनिक विभाग  
उ.प्र., लखनऊ

(अज्ञात सि. नि. नि.)  
सि. नि. नि. नि.  
संयोजक, प्रशासनिक विभाग  
उ.प्र., लखनऊ

(Signature) 21/8/16  
Secretary of the Nodal Department  
Government of Uttar Pradesh

[Mid-Day Meal Scheme]  
Quarterly Progress Report

Table - QT-8

STATE: UTTAR PRADESH

Financial Year: 2015-16


Quarter: 4th


Period: JAN TO MAR 2016

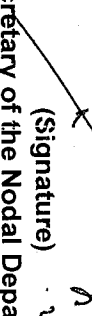
Table: QT-8: Inspections Carried Out by State / UT official

Stage	No. of Institutions	No. of institutions inspected				Total coverage in %	No. of Centralized Kitchen	No. Centralized kitchen inspected			Total coverage in %
		Till last Quarter	During the Quarter	Total covered till the end of Quarter	5=(3+4)			6	7	Till last Quarter	
1	2	3	4	5=(3+4)	6	7	8	9	10=(8+9)	11	
Primary	114256	278335	94899	373234	221.62	154	450	140	590	383.12	
Upper Primary	54155										
Total	168411	278335	94899	373234	221.62	154	450	140	590	383.12	

Date: \_\_\_\_\_  
Place: LUCKNOW

  
सचिव, नोडल विभाग (मिड-डेय फूड)  
संयोजक, उत्तर प्रदेश  
संयोजक, लखनऊ

  
(श्रीवत्स मिश्र)  
निदेशक  
संयोजक, नोडल विभाग  
संयोजक, लखनऊ

(Signature)   
Secretary of the Nodal Department  
Government of Uttar Pradesh

[Mid-Day Meal Scheme]  
Quarterly Progress Report

Table: QT-9


STATE: UTTAR PRADESH  
Financial Year: 2015-16  
Quarter: 4th  
Period: JAN TO MAR 2016

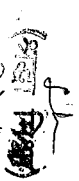
Table: QT-9: School Health Programme - (Primary & Upper Primary)

Stage	Health Check up carried out			Distribution of Iron Folic Acid Tablets		Distribution of De-worming Tablets		Visually Impaired		Weight Measurement		Measurement of Height	
	No. of Schools/Centers	No. of Children	No. of Schools /Centres	No. of Children	No. of Schools /Centres	No. of Children	No. of Children with refractive error	No. of Children received spectacles	No. of Schools	No. of Children	No. of Schools	No. of Children	
1 Primary+Upper Primary	2 309834	3 22502683	4 309834	5 22502683	6 309834	7 22502683	8 157914	9 149162	10 309834	11 22502683	12 309834	13 22502683	

- Note :
1. The above information is received from the office of the National Rural Health Mission, UP.
  2. Eye checkup and Distribution of spectacles is done under National Programme for Control of Blindness, UP.
  3. The Programme is now in its second round of screening.

Date: \_\_\_\_\_  
Place: LUCKNOW

  
(कुंवर लीम लीम सिंह)  
विश्व स्वास्थ्य  
संस्थान संयुक्त प्रादेश सरकार  
उद्योग, लखनऊ

  
(अशोक प्रियदर्शन)  
विश्व स्वास्थ्य  
संस्थान संयुक्त प्रादेश सरकार  
उद्योग, लखनऊ

(Signature)  
Secretary of the Nodal Department  
Government of Uttar Pradesh

[Mid-Day Meal Scheme]  
Quarterly Progress Report

Table : QT-10

STATE: UTTAR PRADESH  
Financial Year: 2015-16  
Quarter: 4th  
Period: JAN TO MAR 2016

**Table : QT-10: Monitoring and Evaluation [Primary + Upper Primary]**

- A. State Steering-cum-Monitoring Committee**
- Date of Constitution of SSMC: -
  - Whether meeting of SSMC held during the Quarter: -
  - If yes: -
    - Whether representatives of MHRD attended the meeting
    - Whether representatives of MI attended the meeting
    - Gist of the important decisions
  - Date of last meeting prior to the one mentioned in (2): -

25-Jun-04	Yes	Yes	No	15.03.2016

**B. No. of SMC meetings at District level**

Quarter	Total No. of districts	No. of districts having SMCs	No. of Meetings held during quarter
1	2	3	4
1	75	75	225
2			
3			
4			

**C. Major occurrences if any, related to food supply**

Occurrence pending at the beginning of the Qtr.		Occurrence came to notice during the Qtr.		Occurrence attended during the Qtr.			Occurrence pending at the end of the Qtr.				
No. of Occ.	No. fall ill	No. died	No. of Occ.	No. fall ill	No. died	No. found actionable	No. found non-actionable	Total	No. of Occ.	No. fall ill	No. died
1	2	3	4	5	6	7	8	9	10	11	12
Nil											

**D. Cases of social/gender discrimination : Please give details of the incident/s and action taken thereon. Nil**

**E. Impact/Evaluation Studies Commissioned, if any, during the Quarter**

Institute /Agency to which Commissioned	Study for the period	Area where study would be carried out	Date when commissioned	Time Limit for Receipt of Report

**E. Major Conclusions of Impact/Evaluation Study Reports Received, if any, during the Quarter**

Months during which study carried out, and Date of Report	Gist of Findings	Action taken on the Findings

*(Signature)*  
Secretary  
Government of Uttar Pradesh

Date: \_\_\_\_\_  
Place: LUCKNOW

*(Signature)*  
Secretary of the Nodal Department  
Government of Uttar Pradesh

[Mid-Day Meal Scheme]  
Quarterly Progress Report

Table: QT-11

STATE: UTTAR PRADESH

Financial Year: 2015-16

Quarter: 4th

Period: JAN TO MAR 2016


**Table: QT-11: Availability of other Infrastructure [Primary + Upper Primary]**

Total No. of Schools/Centres	Availability of Gas based cooking: No. of Schools/Centres			Availability of Toilet Facility: No. of Schools/Centres			Availability of Drinking water facility: No. of Schools/Centres		
	Till last Qtr.	Provided during the Qtr.	Till the end of the Qtr.	Till last Qtr.	Provided during the Qtr.	Till the end of the Qtr.	Till last Qtr.	Provided during the Qtr.	Till the end of the Qtr.
1	2	3	4	5	6	7	8	9	10
168411	104363	0	104363	-	-	-	-	-	-

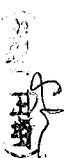
कॉलम-5 से 10 तक की सूचनाएं मध्यान्न भोजन योजना से सम्बंधित न होने के कारण दिया जाना संभव नहीं हो पर रहा है इसके स्थान पर Hand Washing Facility की सूचना AWP 2016-17 के अनुसार सलवन है

No. of schools having hand washing facilities	Type of hand washing facilities (number of schools)				
	Multitap	Tap	Hand pump	Pond/ well/ Stream	Others
167545	2815	3378	160585	0	767

Date: \_\_\_\_\_  
Place: **LUCKNOW**

  
(Secretary of the Nodal Department)  
विभागाध्यक्ष  
मध्यान्न भोजन योजना  
गोरखपुर, उत्तरप्रदेश

गोरखपुर, उत्तरप्रदेश

  
(Secretary)  
विभागाध्यक्ष  
मध्यान्न भोजन योजना  
गोरखपुर, उत्तरप्रदेश

Secretary of the Nodal Department  
Government of Uttar Pradesh

(Signature)

25/01/16