

प्रेषक,

सचिव,
बेसिक शिक्षा,
उ0प्र0 शासन।

सेवा में,

श्री गया प्रसाद,
निदेशक (एम0डी0एम0),
मानव संसाधन विकास मंत्रालय,
स्कूल शिक्षा एवं साक्षरता विभाग,
भारत सरकार, शास्त्री भवन,
नई दिल्ली।

शिक्षा अनुभाग-6

लखनऊ दिनांक 22 अगस्त, 2016

विषय: वित्तीय वर्ष 2016-17 के प्रथम त्रैमास (अप्रैल, 16 से जून, 16) की त्रैमासिक प्रगति आख्या के प्रेषण के सम्बन्ध में।

महोदय,

मध्याह्न भोजन योजना के वित्तीय वर्ष 2016-17 प्रथम त्रैमास (अप्रैल, 16 से जून, 16) की त्रैमासिक प्रगति आख्या निर्धारित प्रारूप पर संलग्न कर प्रेषित है।

संलग्नक:-उक्तवत्

भवदीय

(अजय कुमार सिंह)
सचिव

22/08/16

[Mid-Day Meal Scheme]
Quarterly Progress Report

Table: QT-1


STATE: UTTAR PRADESH
Financial Year: 2016-17
Quarter: 1st
Period: APRIL TO JUNE 2016

Table: QT-1: COVERAGE (Primary)

Sl. No.	Types of Schools/Centres	TARGET as per PAB-MDM approval			Total No. of existing schools as on date	Enrollment	Number of Children opted for MDM	ACHIEVEMENT						
		No. of Schools /Centres	No. of Children	No. of working days as per PAB Approval for FY				No. of Schools/Centres actually served	No. of meals served	No. of working days	Average number of children (=10/11)	% coverage against PAB approval (=12/4)	% coverage against enrollment (=12/7*100)	
1	2	3	4	5	6	7	8	9	10	11	12	13	14	
1	Govt Schools	113503			151	18584	18584	142	302857	43	7043		37.90	
2	Local Body Schools				113431	12566475	12566475	113288	201245638	50	4024913		32.03	
3	Govt Aided Schools	565	7199154	244	1205	278420	278420	1137	4356483	41	106256	57.92	38.16	
4	EGS Centres		0		0	0	0	0	0	0	0		0.00	
5	AIE Centres				0	0	0	0	0	0	0		0.00	
6	Madarsa /Maqtabs		85		437	139511	139511	394	2569128	42	61170		43.85	
7	NCLP				0	0	0	0	0	0	0	0.00	0.00	
	Total	114153	7199154	244	115224	13002990	13002990	114961	208474106	50	4169482	57.92	32.07	

Note: In total no. Of existing schools 115244, 1175 schools are UPS including PS (Class 1 to 8).

Date: _____
Place:LUCKNOW


 (Nodal Officer)
 प्रमुख अधिकारी
 मध्यम शाला शिक्षण विभाग
 लखनऊ, उत्तर प्रदेश

(Signature)
 Secretary of the Nodal Department
 Government of Uttar Pradesh

[Mid-Day Meal Scheme]
Quarterly Progress Report


Table: QT-1A

STATE: UTTAR PRADESH
Financial Year: 2016-17
Quarter: 1st
Period: APRIL TO JUNE 2016

Table: QT-1A: COVERAGE (Upper Primary)

Sl. No.	Types of Schools/Centres	TARGET as per MIDM-PAB approval		No. of Children	No. of working days as per PAB Approval for FY	Total No. of existing schools as on date	Enrollment	Number of Children opted for MIDM	No. of Schools/Centres actually served		No. of meals served	ACHIEVEMENT			
		Upper Primary	Upper Primary with Primary classes						Upper Primary	Upper Primary with Primary classes		No. of working days	Average number of children (=12/13)	% coverage against PAB approval (=14/5)	% coverage against enrollment (=14/8*100)
1	Govt Schools	2	3	5	6	7	8	9	10	11	12	13	14	15	16
1	Govt Schools	2	3	5	6	7	8	9	10	11	12	13	14	15	16
2	Local Body Schools		46205			473	90263	90263	317	113	1301898	44	29589		32.78
3	Govt Aided Schools		7592	3052248	244	45646	3679417	3679417	45536	51	59246684	50	1184934		32.20
4	EGS Centres		0			7508	1782967	1782967	6366	573	23334407	46	507270	56.70	28.45
5	AIE Centres		0			0	0	0	0	0	0	0	0	0.00	0.00
6	Madrasa /Maqtabs		369			0	0	0	0	0	0	0	0	42.21	
7	NCLP		67	1823	312	372	48919	48919	17	316	887818	43	20647		42.21
Total			54233	3054071	244	54066	5604916	5604916	52303	1064	84845017	49	1731531	56.70	30.89

Date: _____
Place: LUCKNOW


Secretary of the Nodal Department
Government of Uttar Pradesh

(Signature)
Secretary of the Nodal Department
Government of Uttar Pradesh

[Mid-Day Meal Scheme]
Quarterly Progress Report

Table: QT-2

STATE: UTTAR PRADESH
Financial Year: 2016-17
Quarter: 1st
Period: APRIL TO JUNE 2016

Table: QT-2: UTILISATION OF FOODGRAINS (PRY & U PRY)

(Quantity in MTs)

Sl. No.	Foodgrains	Annual Allocation	Allocation for the current Qtr.	PRIMARY				UPPER PRIMARY					
				Opening Balance at the Starting of the Qtr.	Lifted from FCI during the Qtr	Aggregate quantity Consumed at School level	Balance* Stock at the end of the Qtr. (col.5+6-7)	Annual Allocation	Allocation for the current Quarter	Opening Balance at the Starting of the Qtr.	Lifted from FCI during the Qtr	Aggregate quantity Consumed at School level	Balance* Stock at the end of Qtr (col.11+12-13)
1	2	3	4	5	6	7	8	9	10	11	12	13	14
1	Rice	117106.21	21238.95	21908.41	20620.11	13937.04	28591.47	74532.01	12697.65	9887.88	12297.77	8505.76	13679.89
2	Wheat	58553.10	10460.98	10829.24	10164.43	6910.32	14083.35	37208.42	6254.07	6171.19	6053.42	4221.09	8003.51
	Total	175659.31	31699.93	32737.64	30784.54	20847.37	42674.82	111740.43	18951.72	16059.07	18351.18	12726.84	21683.40

* Includes unspent balance at State, District, Block and schools/cooking agencies level at the end of quarter.

Date: _____
Place: LUCKNOW



(Signature)
Secretary of the Nodal Department
Government of Uttar Pradesh

[Mid-Day Meal Scheme]
Quarterly Progress Report

Table: QT-2

STATE: UTTAR PRADESH
Financial Year: 2016-17
Quarter: 1st
Period: APRIL TO JUNE 2016

Table: QT-2: UTILISATION OF FOODGRAINS (PRY & U PRY)

Sl. No.	Foodgrains	PRIMARY							UPPER PRIMARY					
		Annual Allocation	Allocation for the current Qtr.	Opening Balance at the Starting of the Qtr.	Lifted from FCI during the Qtr	Aggregate quantity Consumed at School level	Balance* Stock at the end of the Qtr (col.5+6-7)	Annual Allocation	Allocation for the current Quarter	Opening Balance at the Starting of the Qtr.	Lifted from FCI during the Qtr	Aggregate quantity Consumed at School level	Balance* Stock at the end of Qtr (col.11+12-13)	
1	Rice	117106.21	21238.95	21908.41	20620.11	13937.04	28591.47	74532.01	12697.65	9887.88	12297.77	8505.76	13679.89	
2	Wheat	58553.10	10460.98	10829.24	10164.43	6910.32	14083.35	37208.42	6254.07	6171.19	6053.42	4221.09	8003.51	
	Total	175659.31	31699.93	32737.64	30784.54	20847.37	42674.82	111740.43	18951.72	16059.07	18351.18	12726.84	21683.40	

* Includes unspent balance at State, District, Block and school/cooking agencies level at the end of quarter.

Date: _____
Place: LUCKNOW



(कुंवर डी० पी० शं० सिंह)
विभागाध्यक्ष
मध्याह्निक भोजन प्राधिकरण
उ०प्र०, लखनऊ

(Signature)
Secretary of the Nodal Department
Government of Uttar Pradesh

[Mid-Day Meal Scheme]
Quarterly Progress Report


Table: QT-2A

STATE: UTTAR PRADESH
Financial Year: 2016-17
Quarter: 1st
Period: APRIL TO JUNE 2016

Table: QT-2A: STATUS OF PAYMENT OF COST OF FOOD GRAINS TO FCI

Stage	Foodgrain allocated for the quarter(in MTS)	Funds Released by GOI (Rs. in lakh)	Foodgrain lifted during the quarter	Bill raised by FCI		Payment to FCI	
				Qty (in MT)	Amount (Rs in Lakhs)	Qty (in MT)	Amount (Rs in Lakhs)
1	2	3	4	5	6	7	8
Primary	50651.65	4223.37	49135.73	18302.647	584.27	5259.578	3433.90545
Upper Primary							
Total	50651.65	4223.37	49135.725	18302.647	584.27	5259.578	3433.90545

Date: _____
Place:LUCKNOW


(कुंवर डी० सी० शी० सिन्हा)
सेवा निदेशक
मध्याह्न भोजन प्राधिकरण
गोरख, लखनऊ

(Signature)
Secretary of the Nodal Department
Government of Uttar Pradesh

[Mid-Day Meal Scheme]
Quarterly Progress Report

Table: QT-3

STATE: UTTAR PRADESH
Financial Year: 2016-17
Quarter: 1st
Period: APRIL TO JUNE 2016

Table: QT-3: UTILISATION OF CENTRAL ASSISTANCE TOWARDS COOKING COST (PRY & U PRY)

Sl. No.	Stage	Allocation for the current FY			Opening Balance at the beginning of the Quarter			Cooking assistance released during the Qtr.			Cooking cost expenditure during the Qtr. (Note: 2)			Unspent Balance at the end of the Quarter [Col. 8+11-14] (Note:1)		
		Central Share	State Share	Total	Central share	State Share	Total	Central share	State Share	Total	Central share	State Share	Total	Central share	State Share	Total
1	Primary	43108.53	28739.02	71847.55	-4455.88	9615.01	5159.13	11711.90	7807.93	19519.83	4875.58	3250.38	8125.96	2380.44	14172.56	16553.00
2	Upper Primary	27372.49	18248.33	45620.82	2879.66	1894.47	4774.13	7044.77	4696.50	11741.27	2945.49	1963.66	4909.15	6978.94	4627.31	11606.25
	Total	70481.02	46987.35	117468.37	-1576.22	11509.49	9933.26	18756.67	12504.43	31261.10	7821.07	5214.04	13035.11	9359.38	18799.87	28159.25

Note 1: Includes Central Assistance & State Contribution, both in terms of funds and monetary value of the commodities supplied by the State/UT and remain unspent at State, District, Block, Village/Panchayat & School/cooking agency levels.

Note 2: It is only the actual expenditure at the school level including monetary value of the commodities supplied by the State/UT and consumed at schools/cooking agencies level. It does not include the unspent balance at the schools/cooking agencies level.

Date: _____
Place: LUCKNOW



(Signature)
Secretary of the Nodal Department
Government of Uttar Pradesh

1275 310 410 310 (55)
1275 310 410 310 (55)
1275 310 410 310 (55)

[Mid-Day Meal Scheme]
Quarterly Progress Report

Table: QT-4

STATE: U. FAR PRADESH

Financial Year: 2016-17

Quarter: 1st

Period: APRIL TO JUNE 2016

Table: QT-4: UTILIZATION OF CENTRAL ASSISTANCE TOWARDS COOK-CUM-HELPER

Sl. No.	Stage	Total No. of cook-cum-helpers approved	No. of cook-cum-helpers working during the Qtr.	Funds released during the quarter			Opening Balance in the beginning of the quarter			Expenditure			Unspent Balance at the end of the quarter		
				Central share	State Share	Total	Central share	State Share	Total	Central share	State Share	Total	Central share	State Share	Total
1	2	3	4	5	6	7	8	9	10	11	12	13	14	15	16
1	Primary	309810	279938	7184.53	4789.63	11974.16	-7241.66	13710.11	6468.45	4350.72	2900.48	7251.20	4407.85	15599.27	11191.42
2	U Primary	124222	117858												
	Total	434032	397796	7184.53	4789.63	11974.16	-7241.66	13710.11	6468.45	4350.72	2900.48	7251.20	4407.85	15599.27	11191.42

Date: _____

Place: LUCKNOW

(Signature)
Secretary of the Nodal Department
Government of Uttar Pradesh

[Mid-Day Meal Scheme]
Quarterly Progress Report

Table: QT-5

STATE: UTTAR PRADESH
Financial Year: 2016-17
Quarter: 1st
Period: APRIL TO JUNE 2016

Table: QT-5:UTILIZATION OF CENTRAL ASSISTANCE TOWARDS MME & TRANSPORTATION (PRY & UPRY)

(Rs. In Lac)

Sl. No.	ITEMS	Allocation for the current FY	Opening Balance at the beginning of the Quarter	Central assistance received during the Qtr.	Expenditure during the Qtr.	Unspent Balance at the end of the Quarter [Col. 4+5-6]	Expenditure from State/UT own resources, if any
		1	2	3	4	5	6
1	Management, Monitoring and Evaluation (MME)	1923.91	-88.21692	550.76	442.57	19.97308	
2	Transport Assistance	2155.19	-109.78894	1324.40000	125.173077	1089.437983	
	Total	4079.1	-198.00586	1875.16000	567.74308	1109.41106	

Date: _____
Place: LUCKNOW



(Signature)

Secretary of the Nodal Department
Government of Uttar Pradesh

[Mid-Day Meal Scheme]
Quarterly Progress Report


Table: QT-6

STATE: UTTAR PRADESH
Financial Year: 2016-17
Quarter: 1st
Period: APRIL TO JUNE 2016

Table: QT-6: UTILISATION OF CENTRAL ASSISTANCE TOWARDS CONSTRUCTION OF KITCHEN-CUM-STORES

Sl. No.	Years	PHYSICAL PROGRESS					FINANCIAL PROGRESS (Rs. in Lakhs)				PHYSICAL PROGRESS					FINANCIAL PROGRESS (Rs. in Lakhs)			
		Target (Units Sanctioned)	Constructed	In Progress	Not Started	Amount Sanctioned Central	State	Expenditure	Target (Units Sanctioned)	Constructed	In Progress	Not Started	Amount Sanctioned Central	State	Expenditure				
1	2	3	4	5	6	7	8	9	10	11	12	13	14	15	16				
1	2006-07	13309	13119	0	0	7985.40000	0.00000	7869.89000	0	0	0	0	0.00000	0.00000	0.00000				
2	2007-08	35295	35206	0	0	20920.15000	0.00000	20862.79000	15805	15599	0	0	9483.00000	0.00000	9358.16000				
3	2008-09	17086	16457	0	0	10080.74000	0.00000	9709.63000	2792	2768	0	0	1647.28000	0.00000	1633.12000				
4	2009-10	1216	1201	0	0	717.44000	0.00000	708.59000	257	254	0	0	151.63000	0.00000	149.86000				
5	2010-11	18783	17180	0	0	11058.49125	3686.16375	13379.93000	2960	2946	0	4	1736.81250	578.93750	2312.62000				
6	2011-12	3353	3353	0	0	1974.07875	658.02625	2632.10500	2380	2318	5	8	1401.22500	467.07500	1818.84500				
7	2012-13	0	0	0	0	0.00000	0.00000	0.00000	0	0	0	0	0.00000	0.00000	0.00000				
8	2013-14	1456	815	0	0	928.20000	309.40000	692.75000	1674	1546	3	17	1067.17500	355.72500	1314.10000				
9	2014-15	0	0	0	0	0.00000	0.00000	0.00000	0	0	0	0	0.00000	0.00000	0.00000				
	TOTAL	90498	87331	0	0	53664.50000	4653.59000	55855.68500	25858	25431	8	29	15487.12250	1401.73750	16586.70500				

Date: _____
Place: LUCKNOW



(Signature)
Secretary of the Nodal Department
Government of Uttar Pradesh

[Mid-Day Meal Scheme]
Quarterly Progress Report

Table: QT-7

STATE: UTTAR PRADESH

Financial Year: 2016-17

Quarter: 1st

Period: APRIL TO JUNE 2016

Table: QT-7: UTILISATION OF CENTRAL ASSISTANCE TOWARDS PROCUREMENT OF KITCHEN DEVICES

Sl. No	Years	PRIMARY				FINANCIAL PROGRESS (Rs. in lakhs)			UPPER PRIMARY				FINANCIAL PROGRESS (Rs. in lakhs)	
		Target (Units Sanctioned)	Procured	In Progress	Not Procured	Amount Sanctioned	Expenditure	Target (Units Sanctioned)	Procured	In Progress	Not Procured	Amount Sanctioned	Expenditure	
		3	4	5	6	7	8	9	10	11	12	13	14	
1	2006-07	29466	29466	0	0	1473.30	1473.30	0	0	0	0	0.00	0.00	
2	2007-08	47938	47938	0	0	2396.90	2396.90	20000	20000	0	0	1000.00	1000.00	
3	2008-09	25413	25413	0	0	1270.65	1270.65	21586	21586	0	0	1079.30	1079.30	
4	2009-10	0	0	0	0	0.00	0.00	0	0	0	0	0.00	0.00	
5	2010-11	0	0	0	0	0.00	0.00	0	0	0	0	0.00	0.00	
6	2011-12	13437	13078	0	359	671.85	653.90	0	0	0	0	0.00	0.00	
8	2012-13	9601	8956	0	645	480.05	447.80	0	0	0	0	0.00	0.00	
9	2013-14	0	0	0	0	0.00	0.00	0	0	0	0	0.00	0.00	
10	2014-15	10932	6774	0	4158	546.60	338.70	0	0	0	0	0.00	0.00	
11	2015-16	4502	1602	0	2900	225.10	80.10	0	0	0	0	0.00	0.00	
11	2012-13	9064	8451	0	613	453.20	422.55	0	0	0	0	0.00	0.00	
12	2014-15	34607	32632	0	1975	1730.35	1631.60	0	0	0	0	0.00	0.00	
13	2015-16	100732	67743	0	32989	5036.60	3387.15	0	0	0	0	0.00	0.00	
	Total	285692	242053	0	43639	14284.60	12102.65	41586	41586	0	0	2079.30	2079.30	

19606 Units have been surrendered by districts.

Sanction & Progress of Replacement is shown in Col: 11, 12, 13



(कुंवर सी. सी. सिंह)

विश्व शिक्षक
संस्थान संत ज्ञान गोविंदरत्न
उ०प्र०, लखनऊ

(Signature)

Secretary of the Nodal Department
Government of Uttar Pradesh

Date: _____
Place: LUCKNOW

[Mid-Day Meal Scheme]
Quarterly Progress Report

Table - QT-8

STATE: UTTAR PRADESH
Financial Year: 2016-17
Quarter: 1st
Period: APRIL TO JUNE 2016

Table: QT-8: Inspections Carried Out by State / UT official

Stage	No. of Institutions	No. of institutions inspected				Total coverage in %	No. of Centralized Kitchen	No. Centralized Kitchen inspected				Total coverage in %
		Till last Quarter	During the Quarter	Total covered till the end of Quarter	Total coverage in %			Till last Quarter	During the Quarter	Total covered till the end of Quarter	Total coverage in %	
1	2	3	4	5=(3+4)	6	7	8	9	10=(8+9)	11		
Primary	114220	0	68455	68455	40.65	146	0	94	94	64.38		
Upper Primary	54166	0	68455	68455	40.65	146	0	94	94	64.38		
Total	168386	0	68455	68455	40.65	146	0	94	94	64.38		

Date: _____
Place: LUCKNOW



(कुंवर जी. सी. शर्मा)
रिजि. निदेशक
मध्यम शाला प्रतिकरणा
उत्तरा, लखनऊ

(Signature)
Secretary of the Nodal Department
Government of Uttar Pradesh

[Mid-Day Meal Scheme]
Quarterly Progress Report

Table: QT-9

STATE: UTTAR PRADESH
Financial Year: 2016-17
Quarter: 1st
Period: APRIL TO JUNE 2016

Table: QT-9: School Health Programme - (Primary & Upper Primary)

Stage	Health Check up carried out			Distribution of Iron Folic Acid Tablets		Distribution of De-worming Tablets		Visually Impaired		Weight Measurement		Measurement of Height	
	No. of Schools/Centers	No. of Children	No. of Schools /Centres	No. of Children	No. of Schools /Centres	No. of Children	No. of Children with refractive error	No. of Children received spectacles	No. of Schools	No. of Children	No. of Schools	No. of Children	
1 Primary+Upper Primary	26811	1603054	26811	1603054	26811	1603054	11186	4175	26811	1603054	26811	1603054	

- Note :
1. The above information is received from the office of the National Rural Health Mission, UP.
 2. Eye checkup and Distribution of spectacles is done under National Programme for Control of Blindness, UP.
 3. The Programme is now in its second round of screening.

Date: _____

Place:LUCKNOW

(Signature)

Secretary of the Nodal Department
Government of Uttar Pradesh

(Signature)
SECRETARY
NODAL DEPARTMENT
GOVERNMENT OF
UTTAR PRADESH

[Mid-Day Meal Scheme]
Quarterly Progress Report

Table : QT-10

STATE: UTTAR PRADESH
Financial Year: 2016-17
Quarter: 1st
Period: APRIL TO JUNE 2016

Table: QT-10: Monitoring and Evaluation [Primary + Upper Primary]

A. State Steering-cum-Monitoring Committee

1. Date of Constitution of SSMC: -	25-Jun-04
2. Whether meeting of SSMC held during the Quarter: -	No
3. If Yes, :-	
(i) Whether representatives of MHRD attended the meeting	No
ii) Whether representatives of MI attended the meeting	No
iii) Gist of the important decisions	
4. Date of last meeting prior to the one mentioned in (2): -	15-03-2016

B. No. of SMC meetings at District level

Quarter	Total No. of districts	No. of districts having SMCs	No. of Meetings held during quarter
1	2	3	4
2	75	75	225
3			
4			

C. Major occurrences if any, related to food supply

Occurrence pending at the beginning of the Qtr.		Occurrence came to notice during the Qtr.				Occurrence attended during the Qtr			Occurrence pending at the end of the Qtr.		
No. of Occ.	No. fell ill	No. died	No. of Occ.	No. fell ill	No. died	No. found actionable	No. found non-actionable	Total	No. of Occ.	No. fell ill	No. died
1	2	3	4	5	6	7	8	9	10	11	12
Nil											

D. Cases of social/gender discrimination : Please give details of the incidents and action taken thereon. Nil

E. Impact/Evaluation Studies Commissioned, if any, during the Quarter

Institute /Agency to which Commissioned	Study for the period	Area where study would be carried out	Date when commissioned	Time Limit for Receipt of Report

E. Major Conclusions of Impact/Evaluation Study Reports Received, if any, during the Quarter

Months during which study carried out, and Date of Report	Gist of Findings	Action taken on the Findings

Date: _____
Place: LUCKNOW

(Signature)
Secretary of the Nodal Department
Government of Uttar Pradesh

[Mid-Day Meal Scheme]
Quarterly Progress Report

Table: QT-11

STATE: UTTAR PRADESH

Financial Year: 2016-17

Quarter: 1st

Period: APRIL TO JUNE 2016

Table: QT-11: Availability of other Infrastructure [Primary + Upper Primary]

Total No. of Schools/Centres	Availability of Gas based cooking: No. of Schools/Centres			Availability of Toilet Facility: No. of Schools/Centres			Availability of Drinking water facility: No. of Schools/Centres		
	Till last Qtr.	Provided during the Qtr.	Till the end of the Qtr.	Till last Qtr.	Provided during the Qtr.	Till the end of the Qtr.	Till last Qtr.	Provided during the Qtr.	Till the end of the Qtr.
1	2	3	4	5	6	7	8	9	10
168386	104363	0	104363	157022	3115	160137	157846	4123	161969

Date: _____

Place: LUCKNOW

(Signature)
Secretary of the Nodal Department
Government of Uttar Pradesh