

प्रेषक,

सचिव,
बेसिक शिक्षा,
उ०प्र० शासन, लखनऊ।

सेवा में,

निदेशक (एम०डी०एम०)
मानव संसाधन विकास मंत्रालय,
स्कूल शिक्षा एवं साक्षरता विभाग,
भारत सरकार, शास्त्री भवन, नई दिल्ली।

शिक्षा अनुभाग - 6

लखनऊ

दिनांक: २५-०८-२०१५

विषय: वित्तीय वर्ष 2015-16 के प्रथम त्रैमास (अप्रैल, 2015 से जून, 2015) की त्रैमासिक प्रगति आख्या प्रेषण के संबंध में।

महोदय,

मध्याह्न भोजन योजना से सम्बन्धित वित्तीय वर्ष 2015-16 के प्रथम त्रैमास (अप्रैल, 2015 से जून, 2015) की त्रैमासिक प्रगति आख्या निर्धारित प्रारूप पर संलग्न कर प्रेषित है।
संलग्नक: उक्तवत्।

भवदीय,

(एच०एल०गुप्ता)

सचिव

[Mid-Day Meal Scheme]
Quarterly Progress Report


Table: QT-1

STATE: UTTAR PRADESH
Financial Year: 2015-16
Quarter: 1st
Period: APRIL TO JUNE 2015


Table: QT-1: COVERAGE (Primary)

Sl. No.	Types of Schools/Centres	TARGET as per PAB-MDM approval			Total No. of existing schools as on date	Enrollment	Number of Children opted for MDM	ACHIEVEMENT					
		No. of Schools /Centres	No. of Children	No. of working days as per PAB Approval for FY				No. of Schools/Centres actually served	No. of meals served	No. of working days	Average number of children (=10/11)	% coverage against PAB approval (=12/4)	% coverage against enrollment (=12/7*100)
1	Govt Schools	3	4	5	6	7	8	9	10	11	12	13	14
1	Govt Schools	113605	8128187	240	37	20853	20853	33	309978	35	8857		42.47
2	Local Body Schools	566	8128187	240	113568	283822	283822	559	4419121	38	116293	69.64	40.97
3	Govt Aided Schools	0	0	0	0	0	0	0	0	0	0		0.00
4	EGS Centres	0	0	0	0	0	0	0	0	0	0		0.00
5	AIE Centres	85	85	0	85	115611	115611	82	2072623	36	57573		49.80
6	Madarsa /Maqtabs	0	0	0	0	0	0	0	0	0	0	0.00	0.00
7	NCLP	114256	8128187	240	114256	13295648	13295648	113541	214963721	38	5656940	69.60	42.55
	Total												

Date: _____
Place: LUCKNOW


District Officer
Lucknow


(Name)
District Officer
Lucknow


(Name)
Secretary of Mid-Meal Department
Government of Uttar Pradesh
Lucknow

[Mid-Day Meal Scheme]
Quarterly Progress Report


Table: QT-1A


STATE: UTTAR PRADESH
Financial Year: 2015-16
Quarter: 1st
Period: APRIL TO JUNE 2015


Table: QT-1A: COVERAGE (Upper Primary)

Sl. No.	Types of Schools/Centres	TARGET as per MDM-PAB approval				ACHIEVEMENT										
		No. of Schools /Centres		No. of Children	No. of working days as per PAB Approval for FY	Total No. of existing schools as on date	Enrollment	Number of Children opted for MDM	No. of Schools/Centres actually served		No. of meals served	No. of working days	Average number of children (=12/13)	% coverage against PAB approval (=14/5)	% coverage against enrollment (=14/8*100)	
Upper Primary	Upper Primary with Primary classes	Upper Primary	Upper Primary with Primary classes						Upper Primary	Upper Primary with Primary classes						No. of meals served
1	Govt Schools	3	4	5	6	7	8	9	10	11	12	13	14	15	16	
2	Local Body Schools	46168				472	93037	93037	276	103	1062290	36	29508		31.72	
3	Govt Aided Schools	7629		3239610	240	45623	3825697	3825697	31256	14288	60543666	38	1593254		41.65	
4	EGS Centres	0				7570	1810111	1810111	6082	728	23746420	37	641795	69.91	35.46	
5	AIE Centres	0				0	0	0	0	0	0	0	0	0.00	0.00	
6	Madarsa /Maqtabs	358				244	53574	53574	34	178	651297	35	18608		34.73	
7	NCLP	0		0	0	67	3350	3350	67	0	57965	34	1705		50.90	
	Total	54155		3239610	240	53976	5785769	5785769	37715	15297	86061628	38	2264780	69.91	39.14	

Date: _____
Place: LUCKNOW


District In-charge
District Office, Lucknow


(District In-charge)
District Office, Lucknow


(District In-charge)
Secretary of the Nodal Department
Government of Uttar Pradesh
GO NO SHARDA!

[Mid-Day Meal Scheme]
Quarterly Progress Report

Table: QT-2


STATE: UTTAR PRADESH
Financial Year: 2015-16
Quarter: 1st
Period: APRIL TO JUNE 2015


Table: QT-2: UTILISATION OF FOODGRAINS (PRY & U PRY)

Sl. No.	Foodgrains	PRIMARY							UPPER PRIMARY					
		Annual Allocation	Allocation for the current Qtr.	Opening Balance at the Starting of the Qtr.	Lifted from FCI during the Qtr	Aggregate quantity Consumed at School level	Balance* Stock at the end of the Qtr (col.5+6-7)	Annual Allocation	Allocation for the current Quarter	Opening Balance at the Starting of the Qtr.	Lifted from FCI during the Qtr	Aggregate quantity Consumed at School level	Balance* Stock at the end of Qtr (col.11+12-13)	
1	Rice	130701.250	26749.070	26180.140	25830.900	14339.010	37672.030	78139.390	16271.740	11849.570	15664.035	8616.381	18897.224	
2	Wheat	64375.240	13174.910	13250.080	12673.371	7157.203	18766.248	38486.570	8014.440	7271.750	7713.040	4292.619	10692.171	
	Total	195076.490	39923.980	39430.220	38504.271	21496.213	56438.278	116625.960	24286.180	19121.320	23377.075	12909.000	29589.395	


* Includes unspent balance at State, District, Block and school/cooking agencies level at the end of quarter.

Date: _____
Place: _____


 District In-charge
 Government of Uttar Pradesh
 Gorakhpur, Gorakhpur


 District In-charge
 Government of Uttar Pradesh
 Gorakhpur, Gorakhpur

Secretary of the Nodal Department
 Government of Uttar Pradesh


 Secretary
 Government of Uttar Pradesh

[Mid-Day Meal Scheme]
Quarterly Progress Report


Table: QT-2A


STATE: UTTAR PRADESH
Financial Year: 2015-16
Quarter: 1st
Period: APRIL TO JUNE 2015

Table: QT-2A: STATUS OF PAYMENT OF COST OF FOOD GRAINS TO FCI

Stage	Foodgrain allocated for the quarter(in MTs)	Funds Released by GOI (Rs. in lakh)	Foodgrain lifted during the quarter	Bill raised by FCI		Payment to FCI	
				Qty (in MT)	Amount (Rs in Lakhs)	Qty (in MT)	Amount (Rs in Lakhs)
1	2	3	4	5	6	7	8
Primary	64210.16	3386.54	61881.346	18364.044	1018.66		282.88583
Upper Primary							
Total	64210.16	3386.54	61881.346	18364.044	1018.66	0	282.88583

Date: _____
Place: _____


(Signature)
Secretary of the NDBA, Department
Government/UT Administration of _____


(Signature)
Secretary of the NDBA, Department
Government/UT Administration of _____

[Mid-Day Meal Scheme]
Quarterly Progress Report

Table: QT-3

STATE: UTTAR PRADESH
Financial Year: 2015-16
Quarter: 1st
Period: APRIL TO JUNE 2015


Table: QT-3: UTILISATION OF CENTRAL ASSISTANCE TOWARDS COOKING COST (PRY & UPRY)

Sl. No.	Stage	Allocation for the current FY			Opening Balance at the beginning of the Quarter			Cooking assistance released during the Qtr.			Cooking cost expenditure during the Qtr. (Note: 2)			Unspent Balance at the end of the Quarter [Col. 8+11-14]		
		Central Share	State Share	Total	Central share	State Share	Total	Central share	State Share	Total	Central share	State Share	Total	Central share	State Share	Total
1	2	3	4	5	6	7	8	9	10	11	12	13	14	15	16	17
1	Primary	56474.64	18824.88	75299.52	6926.74	10701.00	17627.74	7190.41	2396.67	9587.08	5707.64	1902.54	7610.18	8409.51	11195.13	19604.64
2	Upper Primary	33704.90	11234.97	44939.87	9849.49	2501.78	12351.27	4305.20	1434.92	5740.12	3416.43	1138.81	4555.24	10738.26	2797.89	13536.15
	Total	90179.54	30059.85	120239.39	16776.23	13202.79	29979.01	11495.61	3831.59	15327.20	9124.07	3041.35	12165.42	19147.77	13993.03	33140.79


Note 1: Includes Central Assistance & State Contribution, both in terms of funds and monetary value of the commodities supplied by the State/UT and remain unspent at State, District, Block, Village/Panchayat & School/cooking agency levels.

Note 2: It is only the actual expenditure at the school level including monetary value of the commodities supplied by the State/UT and consumed at schools/cooking agencies level. It does not include the unspent balance at the schools/cooking agencies level.

Date: _____
Place: _____


Secretary of the Nodal Department
Government of Uttar Pradesh
(U.P. Administration Deptt.)


(Joint Secretary)
Joint Secretary
U.P. Administration Deptt.


(Joint Secretary)
Joint Secretary
U.P. Administration Deptt.

[Mid-Day Meal Scheme]
Quarterly Progress Report


Table: QT-4


STATE: UTTAR PRADESH
Financial Year: 2015-16
Quarter: 1st
Period: APRIL TO JUNE 2015


Table: QT-4:UTILIZATION OF CENTRAL ASSISTANCE TOWARDS COOK-CUM-HELPER

Sl. No.	Stage	Total No. of cook-cum-helpers approved	No. of cook-cum-helpers working during the Qtr.	Funds released during the quarter			Opening Balance in the beginning of the quarter			Expenditure			Unspent Balance at the end of the quarter		
				Central share	State Share	Total	Central share	State Share	Total	Central share	State Share	Total	Central share	State Share	Total
1	2	3	4	5	6	7	8	9	10	11	12	13	14	15	16
1	Primary	309810	281433	4476.30	1492.10	5968.40	-3361.18	12888.36	9527.18	3225.86	1075.29	4301.14	-2110.74	13305.18	11194.44
2	U Primary	124222	119133												
	Total	434032	400566	4476.30	1492.10	5968.40	-3361.18	12888.36	9527.18	3225.86	1075.29	4301.14	-2110.74	13305.18	11194.44

Date: _____
Place: _____


(Signature)
Secretary of the Nodal Department
Government of Uttar Pradesh
Lucknow


(Signature)
Secretary of the Nodal Department
Government of Uttar Pradesh
Lucknow


(Signature)
Secretary of the Nodal Department
Government of Uttar Pradesh
Lucknow

[Mid-Day Meal Scheme]
Quarterly Progress Report


Table: QT-5

STATE: UTTAR PRADESH
Financial Year: 2015-16
Quarter: 1st
Period: APRIL TO JUNE 2015

Table: QT-5:UTILIZATION OF CENTRAL ASSISTANCE TOWARDS MME & TRANSPORTATION (PRY & UPRY)

Sl. No.	ITEMS	Allocation for the current FY	Opening Balance at the beginning of the Quarter	Central assistance received during the Qtr.	Expenditure during the Qtr.	Unspent Balance at the end of the Quarter [Col. 4+5-6]	Expenditure from State/UT own resources, if any
1	2	3	4	5	6	7	8
1	Management, Monitoring and Evaluation (MME)	2546.66	487.45	501.87	498.72	490.6	
2	Transport Assistance	2337.76	1286.72164	482.12	30.55261	1738.28903	
	Total	4884.42	1774.17164	983.99	529.27261	2228.88903	

Date: _____
Place: _____


[Signature]
[Name]
[Address]
[City], [State]

(श्री) श्री
[Signature]
[Name]
[Address]
[City], [State]

(Signature)
Secretary of the Nodal Department
Government/UT Administration of _____
([Name] यहाँ पर))

[Signature]
[Name]
[Address]
[City], [State]

[Mid-Day Meal Scheme]
Quarterly Progress Report


Table: QT-6


STATE: UTTAR PRADESH
Financial Year: 2015-16
Quarter: 1st
Period: APRIL TO JUNE 2015

Table: QT-6: UTILISATION OF CENTRAL ASSISTANCE TOWARDS CONSTRUCTION OF KITCHEN-CUM-STORES

Sl. No.	Years	PRIMARY						UPPER PRIMARY					
		PHYSICAL PROGRESS			FINANCIAL PROGRESS (Rs. in Lakhs)			PHYSICAL PROGRESS			FINANCIAL PROGRESS (Rs. in Lakhs)		
		Target (Units Sanctioned)	Constructed	In Progress	Not Started	Amount Sanctioned	Expenditure	Target (Units Sanctioned)	Constructed	In Progress	Not Started	Amount Sanctioned	Expenditure
		3	4	5	6	7	8	9	10	11	12	13	14
1	2006-07	13309	13119	0	0	787010000	786651000	0	0	0	0	0	0
2	2007-08	35295	35206	0	0	1957458500	1956992500	15805	15599	0	0	933385000	932058000
3	2008-09	17086	16457	0	0	895915000	895915000	2792	2768	0	0	157885000	157649000
4	2009-10	1216	1201	0	0	278947000	278711000	257	254	0	0	25617625	25617625
5	2010-11	18783	17180	0	20	1010295350	1005173225	2950	2945	1	4	170207725	169972475
	2011-12	3353	3353	0	0	200999275	167484081	2380	2305	9	18	135236900	110228745
6	2013-14	1456	810	0	5	123760000	57084250	1674	1528	17	21	142290000	77265000
	TOTAL	90498	87326	0	25	5254385125	5123857556	25858	25399	27	43	1564621250	1413404220

Date: _____
Place: _____


 (श्रीमती मिश्रा)
 निदेशक
 माध्यम शाला प्रशासन
 लखनऊ


 (Signature)
 Secretary of the Nodal Department
 Government of Uttar Pradesh
 Government Administration
 लखनऊ

शैक्षिक रिश्ता विभाग
 ०० नो शाखा १

[Mid-Day Meal Scheme]
Quarterly Progress Report

Table: QT-7

STATE: UTTAR PRADESH
Financial Year: 2015-16
Quarter: 1st
Period: APRIL TO JUNE 2015


Table: QT-7: UTILISATION OF CENTRAL ASSISTANCE TOWARDS PROCUREMENT OF KITCHEN DEVICES

Sl. No.	Years	PRIMARY						UPPER PRIMARY					
		Target (Units Sanctioned)	Procured	In Progress	Not Procured	Amount Sanctioned (Rs. in lakhs)	Expenditure	Target (Units Sanctioned)	Procured	In Progress	Not Procured	Amount Sanctioned (Rs. in lakhs)	Expenditure
1	2	3	4	5	6	7	8	9	10	11	12	13	14
1	2006-07	29466	29030	436	-	1473.30	1451.50	0	0	0	0	0.00	0.00
2	2007-08	47938	47270	668	-	2386.90	2363.50	20000	19932	68	-	1000.00	996.60
3	2008-09	25413	25359	54	-	1270.65	1267.95	21586	21133	453	-	1079.30	1056.65
4	2009-10	-	-	-	-	-	-	-	-	-	-	-	-
5	2010-11	-	-	-	-	-	-	-	-	-	-	-	-
	Total	102817	101659	1158	0	5140.85	5082.95	41586	41065	521	0	2079.30	2053.25

Sl. No.	Years	PRIMARY+UPPER PRIMARY						FINANCIAL PROGRESS	
		Target	Procured	In Progress	Not Procured	Amount	Expenditure	Amount	Expenditure
1	2	3	4	5	6	7	8		
6	2011-12	15033	14674	0	359	751.65	733.70		
7	2012-13	9064	8430	0	634	453.50	421.50		
8	2012-13	9970	9338	0	632	493.50	466.90		
9	2014-15	34607	29843	0	4764	1730.35	1492.15		
10	2014-15	10932	7503	0	3429	546.60	375.15		
	Total	79606	69788	0	9818	3980.60	3489.40		

For Replacement of Year 2006-07
For Replacement of Year 2007-08

Date: _____
Place: LUCKNOW


(Signature)
Secretary, Government of Uttar Pradesh


(Signature)
Secretary, Government of Uttar Pradesh

[Mid-Day Meal Scheme]
Quarterly Progress Report


Table - QT-8

STATE: UTTAR PRADESH
Financial Year: 2015-16
Quarter: 1st
Period: APRIL TO JUNE 2015

Table: QT-8: Inspections Carried Out by State / UT official


Stage	No. of Institutions	No. of institutions inspected				Total coverage in %	No. of Centralized Kitchen	No. Centralized Kitchen inspected				Total coverage in %
		Till last Quarter	During the Quarter	Total covered till the end of Quarter	Total coverage in %			Till last Quarter	During the Quarter	Total covered till the end of Quarter	Total coverage in %	
1	2	3	4	5=(3+4)	6	7	8	9	10=(8+9)	11		
Primary	114256											
Upper-Primary	54155	0	66695	66695	39.60	159	0	180	180	113.21		
Total	168411	0	66695	66695	39.60	159	0	180	180	113.21		

Date: _____
Place: LUCKNOW



 राज्य के मुख्य निरीक्षक
 शिक्षा, लखनऊ

(श्रीमती सिम्रा)
 शिक्षा निदेशक
 लखनऊ



 Secretary of the Nodal Department
 Government of Uttar Pradesh
 लखनऊ

[Mid-Day Meal Scheme]
Quarterly Progress Report

Table: QT-9


STATE: UTTAR PRADESH
Financial Year: 2015-16
Quarter: 1st
Period: APRIL TO JUNE 2015


Table: QT-9: School Health Programme - (Primary & Upper Primary)


Coverage under School Health Programme												
Stage	Health Check up carried out		Distribution of Iron Folic Acid Tablets		Distribution of De-worming Tablets		Visually Impaired		Weight Measurement		Measurement of Height	
	No. of Schools/Centers	No. of Children	No. of Schools /Centres	No. of Children	No. of Schools /Centres	No. of Children	No. of Children with refractive error	No. of Children received spectacles	No. of Schools	No. of Children	No. of Schools	No. of Children
1 Primary+Upper Primary	2 181623	3 12231483	4 181623	5 12231483	6 181623	7 12231483	8 731017	9 313175	10 181623	11 12231483	12 181623	13 12231483

Note :
1. The above information is received from the office of the National Rural Health Mission, UP.
2- Eye checkup and Distribution of spectacles is done under National Programme for Control of Blindness, UP.

Date: _____
Place: LUCKNOW


 District Officer
 Lucknow


 (महोपायुक्त)
 जिला स्वास्थ्य
 लखनऊ


 (Signature)
 Secretary of the Nodal Department
 Government of Uttar Pradesh
 Lucknow

[Mid-Day Meal Scheme]
Quarterly Progress Report

Table: QT-11

STATE: UTTAR PRADESH

Financial Year: 2015-16


Quarter: 1st


Period: APRIL TO JUNE 2015

Table: QT-11: Availability of other Infrastructure [Primary + Upper Primary]

Total No. of Schools/Centres	Availability of Gas based cooking: No. of Schools/Centres			Availability of Toilet Facility: No. of Schools/Centres			Availability of Drinking water facility: No. of Schools/Centres		
	Till last Qtr.	Provided during the Qtr.	Till the end of the Qtr.	Till last Qtr.	Provided during the Qtr.	Till the end of the Qtr.	Till last Qtr.	Provided during the Qtr.	Till the end of the Qtr.
1	2	3	4	5	6	7	8	9	10
168411	102102	1873	103975	-	-	-	166331	0	166331

Date: _____
Place: LUCKNOW


(अनंद कुमार सिंह)
वि. निदेशक
मध्यम मा. उच्च शिक्षण विभाग
लखनऊ, उत्तर प्रदेश


(अनंद कुमार सिंह)
वि. निदेशक
मध्यम मा. उच्च शिक्षण विभाग
लखनऊ, उत्तर प्रदेश

Secretary of the Modal Department
Government/UT Administration of _____
(सं. प्र. प्रशा. विभाग)

(Signature)
www
वि. निदेशक
मध्यम मा. उच्च शिक्षण विभाग
लखनऊ, उत्तर प्रदेश