

[Mid-Day Meal Scheme]  
**Quarterly Progress Report**

Table: QT-1

STATE: UTTAR PRADESH  
Financial Year: 2013-14  
Quarter: 1st  
Period: APRIL to JUNE

Table: QT-1: COVERAGE ( Primary)

Sl. No.	Types of Schools/Centres	TARGET as per PAB-MDM approval			Enrollment	Number of Children opted for MDM	ACHIEVEMENT					
		No. of Schools /Centres	No. of Children	No. of working days as per PAB Approval for FY			Total No. of existing schools as on date	No. of Schools/Centres actually served	No. of meals served	No. of working days	Average number of children (=10/11)	% coverage against PAB approval (=12/4)
1	2	3	4	5	7	8	9	10	11	12	13	14
1	Govt Schools	113624			20123	20123	120	255658	42	6087		30.25
2	Local Body Schools				13631968	13631968	107950	298965869	44	6794679		49.84
3	Govt Aided Schools	631	89000000	243	288639	288639	1086	5113451	42	121749	78.31	42.18
4	EGS Centres	4			0	0	0	0	0	0		0.00
5	AIE Centres				60	60	2	1998	46	43		71.67
6	Madarsa /Maqtab	140			108089	108089	293	2150062	46	46740		43.24
7	NCLP	0	0	0	0	0	0	0	0	0	0.00	0.00
	Total	114399	89000000		14048879	14048879	109451	306487038	44	6965615	78.27	49.58

(सुरेन्द्र कुमार तिवारी)  
रूप निदेशक  
मध्याह्न भोजन प्राधिकरण  
उ० प्र० लखनऊ

(सुभांशु त्रिपाठी)  
वित्त निदेशक  
मध्याह्न भोजन प्राधिकरण  
उ० प्र० लखनऊ

(Signature)  
Secretary of the Nodal Department  
Government of Uttar Pradesh  
(सुनील कुमार शर्मा)  
प्रमुख निदेशक  
भारतीय खाद्य सुरक्षा विभाग  
उ० प्र० लखनऊ

Date: \_\_\_\_\_  
Place: LUCKNOW

[Mid-Day Meal Scheme]  
Quarterly Progress Report

Table: QT-1A

STATE: UTTAR PRADESH

Financial Year: 2013-14

Quarter: 1st

Period: APRIL to JUNE

Table: QT-1A: COVERAGE (Upper Primary)

Sl. No.	Types of Schools/Centres	TARGET as per MDM-PAB approval				Total No. of existing schools as on date	Enrollment	Number of Children opted for MDM	ACHIEVEMENT				% coverage against PAB approval (=14/5)	% coverage against enrollment (=14/8*100)	
		No. of Schools /Centres		No. of Children	No. of working days as per PAB Approval for FY				No. of Schools/Centres actually served		No. of meals served	No. of working days			Average number of children (=12/13)
		Upper Primary	Upper Primary with Primary classes						Upper Primary	Upper Primary with Primary classes					
1	2	3	4	5	20123	20123	121	255658	42	12	13	14	15		
1	Govt Schools				448	82601	82601	275	102	918364	40	22959		27.80	
2	Local Body Schools				45005	3967847	3967847	28805	16084	86463456	44	1965079		49.53	
3	Govt Aided Schools				7373	1814521	1814521	6026	502	25391300	42	604555		33.32	
4	EGS Centres				0	0	0	0	0	0	0	0		0.00	
5	AIE Centres				0	0	0	0	0	0	0	0		0.00	
6	Madarsa /Maqtabs				110	25869	25869	14	90	444163	45	9870		38.15	
7	NCLP				775	38379	38379	388	198	799218	51	15671		40.83	
	Total	55222		3422910	53711	5929217	5929217	35508	16976	114016501	44	2591284	75.70	43.70	

(सुरेन्द्र कुमार तिवारी)  
उप निदेशक  
मध्याह्न भोजन प्राधिकरण  
उ० प्र० लखनऊ

(सुधांशु त्रिपाठी)  
विा नियंत्रक  
मध्याह्न भोजन प्राधिकरण, उ०प्र०  
लखनऊ

(Signature)  
Secretary of the Nodal Department  
Government of Uttar Pradesh

(सुनील कुमार)  
प्रमुख सचिव  
बेसिक शिक्षा विभाग  
उ० प्र० शारान।

Date: \_\_\_\_\_  
Place: LUCKNOW

[Mid-Day Meal Scheme]  
Quarterly Progress Report

Table: QT-2

STATE: UTTAR PRADESH

Financial Year: 2013-14

Quarter: 1st

Period: APRIL to JUNE

Table: QT-2: UTILISATION OF FOODGRAINS (PRY & U PRY)

Sl. No.	Foodgrains	PRIMARY						UPPER PRIMARY					
		Annual Allocation	Allocation for the current Qtr.	Opening Balance at the Starting of the Qtr.	Lifted from FCI during the Qtr	Aggregate quantity Consumed at School level	Balance* Stock at the end of the Qtr (col.5+6-7)	Annual Allocation	Allocation for the current Quarter	Opening Balance at the Starting of the Qtr.	Lifted from FCI during the Qtr	Aggregate quantity Consumed at School level	Balance* Stock at the end of Qtr (col.11+12-13)
1	2	3	4	5	6	7	8	9	10	11	12	13	14
1	Rice	142738.20	21978.00	20166.45	21834.68	20283.75	21717.38	82444.74	12761.48	6713.78	12624.22	11321.45	8016.55
2	Wheat	73531.80	11322.00	12879.10	11094.49	10364.32	13609.27	42471.54	6574.10	3910.36	6390.08	5782.54	4517.90
	Total	216270.00	33300.00	33045.55	32929.17	30648.07	35326.65	124916.28	19335.58	10624.14	19014.30	17103.99	12534.45

\* includes unspent balance at State, District, Block and schools/cooking agencies level at the end of quarter.

Date: \_\_\_\_\_

Place: \_\_\_\_\_

(सुरेन्द्र कुमार तिवारी)  
उप निदेशक  
मध्याह्न भोजन प्राधिकरण  
उ० प्र० लखनऊ

(सुधांशु त्रिपाठी)  
वित्त नियंत्रक  
मध्याह्न भोजन प्राधिकरण, उ० प्र० लखनऊ

(शर्मिला सोनी)  
प्रमुख सचिव  
बेसिक शिक्षा विभाग  
उ० प्र० गोरखपुर

(Signature)

Secretary of the Nodal Department  
Government/UT Administration of \_\_\_\_\_

(सुनील कुमार)  
प्रमुख सचिव  
बेसिक शिक्षा विभाग  
उ० प्र० गोरखपुर

[Mid-Day Meal Scheme]  
**Quarterly Progress Report**

Table: QT-2A

STATE: UTTAR PRADESH

Financial Year: 2013-14

Quarter: 1st

Period: APRIL to JUNE

**Table: QT-2A: STATUS OF PAYMENT OF COST OF FOOD GRAINS TO FCI**

Stage	Foodgrain allocated for the quarter(in MTs)	Funds Released by GOI (Rs. in lakh)	Foodgrain lifted during the quarter	Bill raised by FCI		Payment to FCI	
				Qty (in MT)	Amount (Rs in Lakhs)	Qty (in MT)	Amount (Rs in Lakhs)
1	2	3	4	5	6	7	8
Prmiary	52635.58	3042.92	51943.47	32707.67	1622.62	13777.25	553.05
Upper Primary							
<b>Total</b>	<b>52635.58</b>	<b>3042.92</b>	<b>51943.47</b>	<b>32707.67</b>	<b>1622.62</b>	<b>13777.25</b>	<b>553.05</b>



(सुदेश त्रिपाठी)

मध्यम प्राथमिक शिक्षण विभाग

मध्यम प्राथमिक शिक्षण विभाग

उ० प्र० शासनाचे कार्यालय

(सुधांशु त्रिपाठी)

कृषि नियंत्रक

मध्याह्न भोजन प्राधिकरण, उ० प्र०

लखनऊ



(अनुराग सोनी)

निदेशक

महामंडळ, उ० प्र० शासनाचे कार्यालय

लखनऊ

(Signature)

Secretary of the Nodal Department

Government/UT Administration of

उ० प्र० शासनाचे कार्यालय

लखनऊ

उ० प्र० शासनाचे कार्यालय

लखनऊ

Date: \_\_\_\_\_

Place: \_\_\_\_\_

[Mid-Day Meal Scheme]  
**Quarterly Progress Report**

Table: QT-3

STATE: UTTAR PRADESH

Financial Year: 2013-14

Quarter: 1st

Period: APRIL to JUNE


**Table: QT-3: UTILISATION OF CENTRAL ASSISTANCE TOWARDS COOKING COST (PRY & U PRY)**


Sl. No.	Stage	Allocation for the current FY		Opening Balance at the beginning of the Quarter		Cooking assistance released during the Qtr.		Cooking cost expenditure during the Qtr. (Note: 2)		Unspent Balance at the end of the Quarter [Col. 8+11-14]						
		Central Share	State Share	Total	Central share	State Share	Total	Central share	State Share	Total	Central share	State Share	Total			
1	2	3	4	5	6	7	8	9	10	11	12	13	14	15	16	17
1	Primary	53514.81	17736.81	71251.62	8454.96	11212.80	19667.76	12347.06	4133.33	16480.39	7033.18	2344.39	9377.57	13768.84	13001.74	26770.58
2	Upper Primary	30800.46	10261.33	41061.79	9061.58	2245.97	11307.55	7189.52	2389.66	9579.18	3910.70	1303.57	5214.27	12340.40	3332.06	15672.46
	<b>Total</b>	<b>84315.27</b>	<b>27998.14</b>	<b>112313.41</b>	<b>17516.54</b>	<b>13458.77</b>	<b>30975.31</b>	<b>19536.58</b>	<b>6522.99</b>	<b>26059.57</b>	<b>10943.88</b>	<b>3647.96</b>	<b>14591.84</b>	<b>26109.24</b>	<b>16333.80</b>	<b>42443.04</b>


Note 1: Includes Central Assistance & State Contribution, both in terms of funds and monetary value of the commodities supplied by the State/UT and remain unspent at State, District, Block, Village/Panchayat & School/cooking agency levels.


Note 2: It is only the actual expenditure at the school level including monetary value of the commodities supplied by the State/UT and consumed at schools/cooking agencies level. It does not include the unspent balance at the schools/cooking agencies level.

Date: \_\_\_\_\_  
Place: \_\_\_\_\_

  
(सुरेश कुमार तिवारी)  
उप निदेशक  
मध्याह्न भोजन प्राधिकरण  
उ० प्र० लखनऊ

  
(सुधांशु त्रिपाठी)  
वित्त नियंत्रक  
मध्याह्न भोजन प्राधिकरण, उ०प्र०  
लखनऊ

  
(अनुराग सांनी)  
निदेशक  
मध्याह्न भोजन प्राधिकरण  
लखनऊ

  
(Signature)  
Secretary of the Nodal Department  
Government/UT Administration of  
उत्तर प्रदेश  
प्रमुख मंत्रि  
मंत्रालय  
उ० प्र० लखनऊ

[Mid-Day Meal Scheme]  
**Quarterly Progress Report**

Table: QT-4

**STATE: UTTAR PRADESH**

Financial Year: 2013-14

Quarter: 1st

Period: APRIL to JUNE

Table: QT-4: UTILIZATION OF CENTRAL ASSISTANCE TOWARDS COOK-CUM-HELPER

Sl. No.	Stage	Total No. of cook-cum-helpers approved	No. of cook-cum-helpers working during the Qtr.	Funds released during the quarter			Opening Balance in the beginning of the quarter			Expenditure			Unspent Balance at the end of the quarter		
				Central share	State Share	Total	Central share	State Share	Total	Central share	State Share	Total	Central share	State Share	Total
1	2	3	4	5	6	7	8	9	10	11	12	13	14	15	16
1	Primary	309810	278113	8994.4848	2672.6958	11667.18	-8908.59	11556.03	2647.44	3785.48	1261.83	5047.31	-3699.59	12966.9	9267.311
2	U Primary	124222	114735												
	<b>Total</b>	<b>434032</b>	<b>392848</b>	<b>8994.4848</b>	<b>2672.6958</b>	<b>11667.18</b>	<b>-8908.59</b>	<b>11556.03</b>	<b>2647.44</b>	<b>3785.48</b>	<b>1261.83</b>	<b>5047.31</b>	<b>-3699.59</b>	<b>12966.9</b>	<b>9267.311</b>

Date: \_\_\_\_\_  
Place: \_\_\_\_\_

(सुरेन्द्र कुमार तिवारी)  
उप निदेशक  
मध्याह्न भोजन प्राधिकरण  
उ० प्र० लखनऊ

(सुधांशु त्रिपाठी)  
कित नियंत्रक  
मध्याह्न भोजन प्राधिकरण, उ०प्र०  
लखनऊ

(अमृता सोनी)  
निदेशक  
मध्याह्न भोजन प्राधिकरण  
लखनऊ

(Signature)  
Secretary of the Nodal Department  
Government/UT Administration of \_\_\_\_\_

[Mid-Day Meal Scheme]  
**Quarterly Progress Report**

Table: QT-5

**STATE: UTTAR PRADESH**


Financial Year: 2013-14

Quarter: 1st

Period: APRIL to JUNE

Table: QT-5:UTILIZATION OF CENTRAL ASSISTANCE TOWARDS MME & TRANSPORTATION (PRY & UPRY)

Sl. No.	ITEMS	Allocation for the current FY	Opening Balance at the beginning of the Quarter	Central assistance received during the Qtr.	Expenditure during the Qtr.	Unspent Balance at the end of the Quarter [Col. 4+5-6]	Expenditure from State/UT own resources, if any
1	2	3	4	5	6	7	8
1	Management, Monitoring and Evaluation (MME)	2478.84	8.3	1000	422.93	585.37	
2	Transport Assistance	2558.91	-218.15	394.77	55.14	121.48	
	<b>Total</b>	<b>5037.75</b>	<b>-209.85</b>	<b>1394.77</b>	<b>478.07</b>	<b>706.85</b>	



(सुरेन्द्र कुमार लियारी)  
रूप निदेशक  
मध्याह्न भोजन प्रबंधन  
उ० प्र० लखनऊ



(Signature)  
Secretary of the Nodal Department  
( सुनील कुमार )  
प्रमुख सचिव  
बेसिक शिक्षा विभाग  
उ० प्र० लखनऊ

(सुधाशु त्रिपाठी)  
वित्त नियंत्रक  
मध्याह्न भोजन प्राधिकरण, उ० प्र० लखनऊ

Date: \_\_\_\_\_  
Place: \_\_\_\_\_

[Mid-Day Meal Scheme]  
**Quarterly Progress Report**

Table: QT-6

STATE: UTTAR PRADESH


Financial Year: 2013-14


Quarter: 1st


Period: APRIL to JUNE

Table: QT-6: UTILISATION OF CENTRAL ASSISTANCE TOWARDS CONSTRUCTION OF KITCHEN-CUM-STORES

Sl. No.	Years	PRIMARY						UPPER PRIMARY					
		PHYSICAL PROGRESS			FINANCIAL PROGRESS (Rs. in Lakhs)			PHYSICAL PROGRESS			FINANCIAL PROGRESS (Rs. in Lakhs)		
		Target (Units Sanctioned)	Constructed	In Progress	Not Started	Amount Sanctioned	Expenditure	Target (Units Sanctioned)	Constructed	In Progress	Not Started	Amount Sanctioned	Expenditure
1	2	3	4	5	6	7	8	9	10	11	12	13	14
1	2006-07	13117	13119	0	0	787010000	786651000	0	0	0	0	0	0
2	2007-08	33014	33019	0	3	1957458500	1956992500	15557	15556	0	3	933385000	932058000
3	2008-09	15185	15185	0	0	895915000	895915000	2670	2666	0	4	157885000	157649000
4	2009-10	4728	4724	0	4	278947000	278711000	434	434	0	0	25617625	25617625
5	2010-11	17160	17073	69	18	1010295350	1005173225	2891	2887	4	0	170207725	169972475
6	2011-12	3353	3315	23	15	200999275	200400713	2358	2171	92	95	135235900	126679453
	<b>Total</b>	<b>86557</b>	<b>86435</b>	<b>92</b>	<b>40</b>	<b>5130625125</b>	<b>5123843438</b>	<b>23910</b>	<b>23714</b>	<b>96</b>	<b>102</b>	<b>1422331250</b>	<b>1411976553</b>

  
 (सुरेन्द्र कुमार तिवारी)  
 उप निदेशक  
 मध्याह्न भोजन प्राधिकरण  
 उ० प्र० लखनऊ

  
 (सुधांशु त्रिपाठी)  
 वित्त नियंत्रक  
 मध्याह्न भोजन प्राधिकरण, उ० प्र०  
 लखनऊ

  
 (Signature)  
 Secretary of the Nodal Department  
 Government/UT Administration of  
 (सुनील कुमार)

प्रमुख सचिव  
 वैशिक शिक्षा विभाग  
 उ० प्र० रासन।

Date: \_\_\_\_\_  
Place: \_\_\_\_\_



[Mid-Day Meal Scheme]  
**Quarterly Progress Report**

Table: QT-7

STATE: UTTAR PRADESH

Financial Year: 2013-14

Quarter: 1st

Period: APRIL to JUNE

**Table: QT-7: UTILISATION OF CENTRAL ASSISTANCE TOWARDS PROCUREMENT OF KITCHEN DEVICES**

Sl. No.	Years	PRIMARY						UPPER PRIMARY					
		No. of Schools /Centres			FINANCIAL PROGRESS (Rs. in lakhs)			PHYSICAL PROGRESS			FINANCIAL PROGRESS (Rs. in lakhs)		
		Target (Units Sanctioned)	Procured	In Progress	Not Procured	Amount Sanctioned	Expenditure	Target (Units Sanctioned)	Pocured	In Progress	Not Procured	Amount Sanctioned	Expenditure
1	2	3	4	5	6	7	8	9	10	11	12	13	14
1	2006-07	29466	29030	436	-	1473.30	1451.50	0	0	0	0	0.00	0.00
2	2007-08	47938	47270	668	-	2396.90	2363.50	20000	19932	68	-	1000.00	996.60
3	2008-09	25413	25359	54	-	1270.65	1267.95	21586	21133	453	-	1079.30	1056.65
4	2009-10	-	-	-	-	-	-	-	-	-	-	-	-
5	2010-11	-	-	-	-	-	-	-	-	-	-	-	-
	<b>Total</b>	<b>102817</b>	<b>101659</b>	<b>1158</b>	<b>0</b>	<b>5140.85</b>	<b>5082.95</b>	<b>41586</b>	<b>41065</b>	<b>521</b>	<b>0</b>	<b>2079.30</b>	<b>2053.25</b>

Sl. No.	Years	PRIMARY+UPPER PRIMARY					
		No. of Schools /Centres			FINANCIAL PROGRESS		
		Target	Procured	In Progress	Not Procured	Amount	Expenditure
1	2	3	4	5	6	7	8
6	2011-12	15033	14674	0	359	751.65	733.70
7	2012-13	9064	5134	0	3930	453.20	256.70
8	2012-13	9970	5832	0	4138	498.50	291.60
	<b>Total</b>	<b>34067</b>	<b>25640</b>	<b>0</b>	<b>8427</b>	<b>1703.35</b>	<b>1282</b>

For Replacement of Year 2006-07

Note 1: Out of 359 Units in Col:6, 18 Laps and 241 Surrender in FY 2011-12

Note 2: Out of 8068 Units in Col:6 215 Units (11 Units in SHAMLI, 34 Units in District KHERI and 170 Units in District SULTANPUR) Surrendered in FY 2012-13

(सुरेन्द्र कुमार तिवारी)  
उप निदेशक  
मध्याह्न भोजन प्रतिकरण  
उ० प्र० अंचलक

(सुधाशु त्रिपाठी)  
वित्त नियंत्रक

(अमृता सोनी)  
निदेशक  
मध्याह्न भोजन प्रतिकरण  
उ० प्र० अंचलक

(Signature)  
सुनील कुमार  
मध्याह्न भोजन प्रतिकरण  
उ० प्र० अंचलक

[Mid-Day Meal Scheme]  
**Quarterly Progress Report**

Table - QT-8

STATE: UTTAR PRADESH

Financial Year: 2013-14


Quarter: 1st

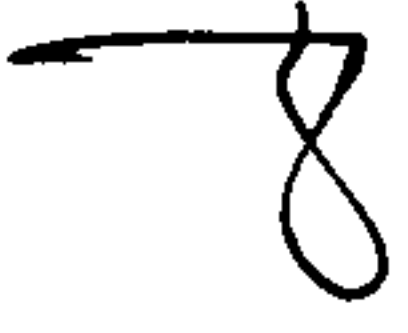
Period: APRIL to JUNE


**Table: QT-8: Inspections Carried Out by State / UT official**


Stage	No. of Institutions	No. of institutions inspected			No. of Centralized Kitchen	No. Centralized kitchen inspected			
		Till last Quarter	During the Quarter	Total covered till the end of Quarter		Total coverage in %	Till last Quarter	During the Quarter	Total covered till the end of Quarter
1	2	3	4	5=(3+4)	6	8	9	10=(8+9)	11
Primary	114399	0	42520	42520	37.17				
Upper Primary	55222	0	15518	15518	28.10	0	170	170	108
Total	169621	0	58038	58038	65.27	0	170	170	108

Date: \_\_\_\_\_  
Place: \_\_\_\_\_

  
 (सुरेन्द्र कुमार तिवारी)  
 उप निदेशक  
 मध्याह्न भोजन प्रबंधिकरण  
 उ० प्र० लखनऊ

  
 (सुधांशु त्रिपाठी)  
 वित्त नियंत्रक  
 मध्याह्न भोजन प्राधिकरण, उ०प्र०  
 लखनऊ

  
 (अनंद कुमार)  
 प्रमुख सचिव  
 मंत्रिक रिजर्व विभाग  
 उ० प्र० लखनऊ

  
 (Signature)  
 Secretary of the Nodal Department  
 Government/UT Administration of \_\_\_\_\_

[Mid-Day Meal Scheme]  
**Quarterly Progress Report**

Table: QT-9

**STATE: UTTAR PRADESH**

Financial Year: 2013-14


Quarter: 1st


Period: APRIL to JUNE

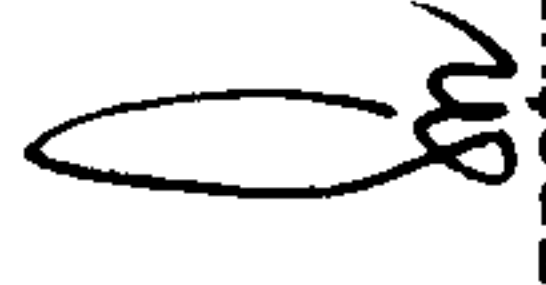
Table: QT-9: School Health Programme - (Primary & Upper Primary)

Coverage under School Health Programme												
Stage	Health Check up carried out		Distribution of Iron Folic Acid Tablets		Distribution of De-worming Tablets		Visually Impaired		Weight Measurement		Measurement of Height	
	No. of Schools/Centers	No. of Children	No. of Schools /Centres	No. of Children	No. of Schools /Centres	No. of Children	No. of Children with refractive error	No. of Children received spectacles	No. of Schools	No. of Children	No. of Schools	No. of Children
1	2	3	4	5	6	7	8	9	10	11	12	13
Primary+Upper Primary	87931	4425372	87931	4425372	87931	4425372	77718	13724	87931	4425372	87931	4425372

Date: \_\_\_\_\_  
Place: \_\_\_\_\_

  
**(सुरेन्द्र कुमार तिवारी)**  
 उप निदेशक  
 मध्याह्न भोजन प्राधिकरण  
 उ० प्र० लखनऊ

  
**(सुधांशु त्रिपाठी)**  
 वित्त नियंत्रक  
 मध्याह्न भोजन प्राधिकरण, उ०प्र०  
 लखनऊ

  
 (Signature)  
 Secretary of the Nodal Department  
 Government/UT Administration of \_\_\_\_\_

[Mid-Day Meal Scheme]  
Quarterly Progress Report

Table : QT-10

STATE: UTTAR PRADESH  
Financial Year: 2013-14  
Quarter: 1st  
Period: APRIL to JUNE

Table: QT-10: Monitoring and Evaluation [Primary + Upper Primary]

A. State Steering-cum-Monitoring Committee

1. Date of Constitution of SSMC: -
2. Whether meeting of SSMC held during the Quarter: -
3. If yes: -
 

25-Jun-04	No
	No
	No
	No
	-
	10/01/2012
4. Date of last meeting prior to the one mentioned in (2): -

B. No. of SMC meetings at District level

Quarter	Total No. of districts	No. of districts having SMCs	No. of Meetings held during quarter
1	2	3	4
2	75	75	225
3			
4			

C. Major occurrences if any, related to food supply

Occurrence pending at the beginning of the Qtr.		Occurrence came to notice during the Qtr.			Occurrence attended during the Qtr			Occurrence pending at the end of the Qtr.			
No. of Occ.	No. fell ill	No. died	No. fell ill	No. died	No. found actionable	No. found non-	Total	No. of Occ.	No. fell ill	No. died	
1	2	3	4	5	6	7	8	9	10	11	12

NII

D. Cases of social/gender discrimination : Please give details of the incidents and action taken thereon. NII

E. Impact/Evaluation Studies Commissioned, if any, during the Quarter


Institute /Agency to which commissioned	Study for the period	Area where study would be carried out	Date when commissioned	Time Limit for Receipt of Report
IIM Lucknow	2012-13	8 1. Allahabad, 2. Varanasi, 3. Kanpur Nagar, 4. Mathura, 5. G.B. Nagar, 6. Bairampur, 7. Hathras, 8. Shahjahanpur		6 Months
IEDUP Lucknow	2012-13	20 1. Faizabad, 2. Itawah, 3. Ambedkar Nagar, 4. Ballia, 5. Azamgarh, 6. Bahraich, 7. Jaunpur, 8. Badaun, 9. Khen, 10. Basti, 11. Fatehpur, 12. Kushinagar, 13. Deona, 14. Shravasti, 15. Mainpuri, 16. Mahrajani, 17. Agra, 18. Pilibhit, 19. Rae Bareilly, 20.		6 Months
GBP Social Science Institute, Allahabad	2012-13	7 1. Sambhal, 2. Shamli, 3. Hapur, 4. Unnao, 5. Pratappgarh, 6. Farukhhabad, 7. Barabanki	Draft report presented in April, 2013 final report will be submitted in August, 2013	6 Months

E. Major Conclusions of Impact/Evaluation Study Reports Received, if any, during the Quarter

Months during which study carried out, and Date of Report	Gist of Findings	Action taken on the Findings
NII	NII	NII

Date: \_\_\_\_\_  
Place: LUCKNOW

(सुधांशु त्रिपाठी)  
विवेक नियंत्रक  
(सुरेन्द्र कुमार तिवारी) मध्यमह भोजन प्राधिकरण, उ०प्र०  
रूप निदेशक

  
 (Signature)  
 Secretary of the Nodal Department  
 Government of Uttar Pradesh  
 (सुनील कुमार)  
 प्रमुख सचिव  
 बसिक शिक्षा विभाग  
 उ० प्र० शासन।

[Mid-Day Meal Scheme]  
**Quarterly Progress Report**

Table: QT-11

**STATE: UTTAR PRADESH**

Financial Year: 2013-14


Quarter: 1st

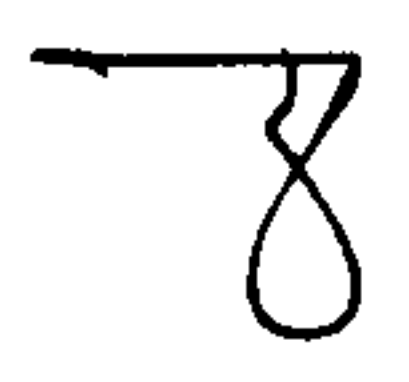
Period: APRIL to JUNE


Table: QT-11: Availability of other Infrastructure [Primary + Upper Primary]

Total No. of Schools/Centres	Availability of Gas based cooking: No. of Schools/Centres			Availability of Toilet Facility: No. of Schools/Centres			Availability of Drinking water facility: No. of Schools/Centres		
	Till last Qtr.	Provided during the Qtr.	Till the end of the Qtr.	Till last Qtr.	Provided during the Qtr.	Till the end of the Qtr.	Till last Qtr.	Provided during the Qtr.	Till the end of the Qtr.
1	2	3	4	5	6	7	8	9	10
169621	97927	0	97927	151355	0	151355	154012	0	154012

Date: \_\_\_\_\_  
Place: \_\_\_\_\_

  
(सुरेन्द्र कुमार तिवारी)  
उप निदेशक  
मध्याह्न भोजन प्राधिकरण  
उ० प्र० लखनऊ

  
(सुधांशु त्रिपाठी)  
कृति नियंत्रक  
मध्याह्न भोजन प्राधिकरण, उ०प्र०  
लखनऊ

  
(Signature)  
Secretary of the Nodal Department  
Government/UT Administration of \_\_\_\_\_  
(सुनील कुमार)  
प्रमुख सचिव  
बेसिक शिक्षा विभाग  
उ० प्र० लखनऊ