

संख्या- म.ओ.प्रा./२०२६/२०१२-१३

प्रेषक,

प्रमुख सचिव,
बेसिक शिक्षा,
उ०प्र० शासन।

सेवा में,

संयुक्त सचिव,
भारत सरकार,
मानव संसाधन विकास मंत्रालय,
स्कूल शिक्षा एवं साक्षरता विभाग,
शास्त्री भवन, नई दिल्ली।

शिक्षा अनभाग-६

दिनांक २४ अगस्त, २०१२

विषय: वित्तीय वर्ष २०१२-१३ की प्रथम त्रैमासिक आख्या (अप्रैल, २०१२ से जून, २०१२) के प्रेषण के सम्बन्ध में।

महोदय,

उपर्युक्त विषयक मध्याह्न भोजन योजना से सम्बन्धित प्रथम त्रैमास (अप्रैल, २०१२ से जून, २०१२) की त्रैमासिक प्रगति रिपोर्ट निर्धारित प्रारूप पर संलग्न कर प्रेषित है।

संलग्नक-उक्तवत्

भवदीय

(सुनील कुमार)

प्रमुख सचिव

[Mid-Day Meal Scheme]
Quarterly Progress Report




Table: QT-1

STATE: UTTAR PRADESH
Financial Year: 2012-13
Quarter: 1st
Period: APRIL to JUNE

Table: QT-1: COVERAGE (Primary)

Sl. No.	Types of Schools/Centres	TARGET as per PAB-MDM approval			Total No. of existing schools as on date	Enrollment	Number of Children opted for MDM	ACHIEVEMENT					
		No. of Schools /Centres	No. of Children	No. of working days as per PAB Approval for FY				No. of Schools/Centres actually served	No. of meals served	No. of working days	Average number of children (=10/11)	% coverage against PAB approval (=12/4)	% coverage against enrollment (=127*100)
1	2	3	4	5	6	7	8	9	10	11	12	13	14
1	Govt Schools				148	31649	30164	137	375880	38	10013		31.64
2	Local Body Schools	113977			104250	13880126	13880126	103561	265233479	37	7186397		51.77
3	Govt Aided Schools		9000000	234	1143	297128	292536	1066	4553829	37	123542	81.83	41.58
4	EGS Centres		366		0	0	0	0	0	0	0		0.00
5	AIE Centres				268	8073	8073	189	125395	38	3319		41.12
6	Madarsa /Maqtabas		334		298	106815	90257	240	1527736	37	41125		38.50
7	NCLP		1430	312	762	36170	34170	530	434110	50	8693	20.45	24.03
	Total	116107	9042519		106869	14359961	14335326	105723	272250429	37	7372002	81.53	51.34

Date: _____
Place:LUCKNOW

(अनिल कुमार)
निदेशक
भारतीय शिक्षा विभाग
लुधियाना, पंजाब

(Signature)
Secretary of the Nodal Department
Government of Uttar Pradesh

(सुनील कुमार)
प्रमुख सचिव
शैक्षिक शिक्षा विभाग
सो प्रो शासन !

[Mid-Day Meal Scheme]
 Quarterly Progress Report

Table: QT-1A

Table: QT-1A: COVERAGE (Upper Primary)

Sl. No.	Types of Schools/Centres	TARGET as per MDM-PAB approval				ACHIEVEMENT									
		No. of Schools /Centres		No. of Children	No. of working days as per PAB Approval for FY	Total No. of existing schools as on date	Enrollment	Number of Children opted for MDM	No. of Schools/Centres actually served		No. of meals served	No. of working days	Average number of children (=12/13)	% coverage against PAB approval (=14/5)	% coverage against enrollment (=14/8*100)
Upper Primary	Upper Primary with Primary classes	Upper Primary	Upper Primary with Primary classes						Upper Primary	Upper Primary with Primary classes					
1	Govt Schools	2	3	5	6	7	8	9	10	11	12	13	14	15	
2	Local Body Schools														
3	Govt Aided Schools	53270			234	461	84943	83370	297	112	804159	36	22242		26.18
4	EGS Centres				234	44487	3973460	3973460	27624	16776	78803798	37	2129508		53.59
5	AIE Centres	0		3400000	234	0	0	1791119	6252	578	19539422	37	528014		29.14
6	Madarsa /Maqtab	229			234	0	0	0	0	0	0	0	0	79.53	0.00
7	NCLP	1430			234	118	32035	30861	30	87	346801	38	9238		0.00
Total		54929		3400000	312	601	28717	28717	0	589	707459	47	15080		28.84
						53101	5931206	5907527	34203	18142	100201639	37	2702995	79.50	52.51
															45.57

Date: _____
 Place:LUCKNOW

(Signature)
 Secretary of the Nodal Department
 Government of Uttar Pradesh

(Signature)
 Secretary of the Nodal Department
 Government of Uttar Pradesh

Secretary of the Nodal Department
 Government of Uttar Pradesh

Secretary of the Nodal Department
 Government of Uttar Pradesh

[Mid-Day Meal Scheme]
Quarterly Progress Report

Table: QT-2

STATE: UTTAR PRADESH
Financial Year: 2012-13
Quarter: 1st
Period: APRIL to JUNE

Table: QT-2: UTILISATION OF FOODGRAINS (PRY & U PRY)

Sl. No.	Foodgrains	PRIMARY							UPPER PRIMARY					
		Annual Allocation	Allocation for the current Qtr.	Opening Balance at the Starting of the Qtr.	Lifted from FCI during the Qtr	Aggregate quantity Consumed at School level	Balance* Stock at the end of the Qtr (col.5+6-7)	Annual Allocation	Allocation for the current Quarter	Opening Balance at the Starting of the Qtr.	Lifted from FCI during the Qtr	Aggregate quantity Consumed at School level	Balance* Stock at the end of Qtr (col.11+12-13)	
1	Rice	140407.02	20196.00	2595.70	20009.92	18098.45	4507.17	80890.64	11222.59	-1221.12	11109.39	10023.13	-134.86	
2	Wheat	70192.98	10404.00	3160.47	10309.99	9136.25	4334.21	40439.25	5781.33	-630.97	5723.59	5079.50	13.12	
	Total	210600.00	30600.00	5756.17	30319.91	27234.70	8841.38	121329.89	17003.92	-1852.09	16832.98	15102.63	-121.74	

* Includes unspent balance at State, District, Block and school/cooking agencies' level at the end of quarter.

Date: _____
Place: LUCKNOW



(अनिल कुमार)
प्रदेशीय
शैक्षणिक योजना प्राधिकरण
सं.प्र.०, लखनऊ

(Signature)
Secretary of the Nodal Department
Government of Uttar Pradesh

(सुनील कुमार)
प्रमुख सचिव
शैक्षणिक शिक्षा विभाग
सं.प्र.० शारन।

[Mid-Day Meal Scheme]
Quarterly Progress Report

STATE: UTTAR PRADESH
Financial Year: 2012-13
Quarter: 1st

Period: APRIL to JUNE

Table: QT-2A

Table: QT-2A: STATUS OF PAYMENT OF COST OF FOOD GRAINS TO FCI

Stage	Foodgrain allocated for the quarter(in MTs)	Funds Released by GOI (Rs. in lakh)	Foodgrain lifted during the quarter	Bill raised by FCI		Payment to FCI	
				Qty (in MT)	Amount (Rs in Lakhs)	Qty (in MT)	Amount (Rs in Lakhs)
1	2	3	4	5	6	7	8
Primary	47603.92	2362.57	47152.89	24694.83	1210.32	5623.74	197.31
Upper Primary							
Total	47603.92	2362.57	47152.89	24694.83	1210.32	5623.74	197.31

Date: _____
Place: LUCKNOW



(अनिल कुमार)
निदेशक
स्वास्थ्य योजना प्राधिकरण
बोरो, लखनऊ

(Signature)

Secretary of the Nodal Department
Government of Uttar Pradesh

(सुनील कुमार)
प्रमुख सचिव
बैज्ञानिक शिक्षा विभाग
सो प्रो शासन।

STATE: UTTAR PRADESH
Financial Year: 2012-13
Quarter: 1st
Period: APRIL to JUNE

[Mid-Day Meal Scheme]
Quarterly Progress Report

Table: QT-3

Table: QT-3: UTILISATION OF CENTRAL ASSISTANCE TOWARDS COOKING COST (PRY & U PRY)

Sl. No.	Stage	Allocation for the current FY			Opening Balance at the beginning of the Quarter			Cooking assistance released during the Qtr.			Cooking cost expenditure during the Qtr. (Note: 2)			Unspent Balance at the end of the Quarter [Col. 8+11-14] (Note:1)		
		Central Share	State Share	Total	Central share	State Share	Total	Central share	State Share	Total	Central share	State Share	Total	Central share	State Share	Total
1	Primary	49069.80	16426.80	65496.60	-371.42	8259.38	7887.96	12508.75	4181.27	16690.02	6035.92	2011.97	8047.89	6101.41	10428.68	18530.09
2	Upper Primary	28229.43	9382.84	37612.27	2479.60	936.15	3415.75	6085.17	2032.66	8117.83	3223.94	1074.65	4298.58	5340.84	1894.17	7235.00
	Total	77299.23	25809.64	103108.87	2108.18	9195.53	11303.71	18593.92	6213.93	24807.85	9259.85	3086.62	12346.47	11442.25	12322.84	23765.09

Note 1: Includes Central Assistance & State Contribution, both in terms of funds and monetary value of the commodities supplied by the State/UT and remain unspent at State, District, Block, Village/Panchayat & School/cooking agency levels.
Note 2: It is only the actual expenditure at the school level including monetary value of the commodities supplied by the State/UT and consumed at schools/cooking agencies level. It does not include the unspent balance at the school/cooking agencies level.
Note 3: The allocation for NCLP is included in the allocation shown above for Upper Primary Category.

Date: _____
Place: LUCKNOW



(अनिल कुमार)
सहायक नोडल अधिकारी
उत्तर, लखनऊ

(Signature)
Secretary of the Nodal Department
Government of Uttar Pradesh

(अनिल कुमार)
प्रमुख सचिव
नोडल शिक्षा विभाग
उ० प्र० शासन ।

[Mid-Day Meal Scheme]
Quarterly Progress Report

STATE: UTTAR PRADESH
Financial Year: 2012-13
Quarter: 1st

Period: APRIL to JUNE

Table: QT-4

Table: QT-4: UTILIZATION OF CENTRAL ASSISTANCE TOWARDS COOK-CUM-HELPER

Sl. No.	Stage	Total No. of cook-cum-helpers approved	No. of cook-cum-helpers working during the Qtr.	Funds released during the quarter			Opening Balance in the beginning of the quarter			Expenditure			Unspent Balance at the end of the quarter		
				Central share	State Share	Total	Central share	State Share	Total	Central share	State Share	Total	Central share	State Share	Total
1	2	3	4	5	6	7	8	9	10	11	12	13	14	15	16
1	Primary	309810.00	277442.00	8760.35	2920.04	11680.40	-8162.51	9547.64	1385.13	8832.89	2944.30	11777.19	-8235.05	9523.39	1288.34
2	U Primary	124222.00	116531.00	8760.35	2920.04	11680.40	-8162.51	9547.64	1385.13	8832.89	2944.30	11777.19	-8235.05	9523.39	1288.34
	Total	434032.00	393973.00	8760.35	2920.04	11680.40	-8162.51	9547.64	1385.13	8832.89	2944.30	11777.19	-8235.05	9523.39	1288.34

Date: _____

Place: LUCKNOW




(अबुल कुमार)
निदेशक
खाना पकाने विभाग
उत्तर प्रदेश सरकार

(Signature)
Secretary of the Nodal Department
Government of Uttar Pradesh

[Mid-Day Meal Scheme]
Quarterly Progress Report

STATE: UTTAR PRADESH
Financial Year: 2012-13
Quarter: 1st

Table: QT-5

Period: APRIL to JUNE

Table: QT-5:UTILIZATION OF CENTRAL ASSISTANCE TOWARDS MME & TRANSPORTATION (PRY & UPRY)

Sl. No.	ITEMS	Allocation for the current FY	Opening Balance at the beginning of the Quarter	Central assistance received during the Qtr.	Expenditure during the Qtr.	Unspent Balance at the end of the Quarter [Col. 4+5-6]	Expenditure from State/UT own resources, if any
		3	4	5	6	7	8
1	Management, Monitoring and Evaluation (MME)	2342.98	0.00	600.00	201.16	398.84	
2	Transport Assistance	2489.47	133.17	356.19	191.52	165.47	
	Total	4832.45	133.17	956.19	392.68	564.31	





Date: _____
Place: LUCKNOW

(अनुराज कुमार)
निदेशक
महानगर योजना प्राधिकरण
लखनऊ, उत्तर प्रदेश

(Signature)

Secretary of the Nodal Department
Government of Uttar Pradesh

(अनुराज कुमार)
मुख्य सचिव
शैक्षणिक शिक्षा विभाग
उ० प्र० शासन।

[Mid-Day Meal Scheme]
Quarterly Progress Report

STATE: UTTAR PRADESH
Financial Year: 2012-13
Quarter: 1st
Period: APRIL to JUNE

Table: QT-6

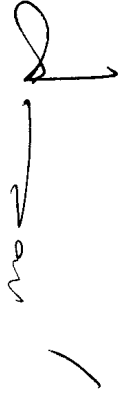
Table: QT-6: UTILISATION OF CENTRAL ASSISTANCE TOWARDS CONSTRUCTION OF KITCHEN-CUM-STORES

Sl. No.	Years	PRIMARY				UPPER PRIMARY							
		PHYSICAL PROGRESS		FINANCIAL PROGRESS		PHYSICAL PROGRESS		FINANCIAL PROGRESS					
		Target (Units Sanctioned)	Constructed	In Progress	Not Started	Amount Sanctioned (Rs. in Lakhs)	Expenditure	Target (Units Sanctioned)	Constructed	In Progress	Not Started	Amount Sanctioned (Rs. in Lakhs)	Expenditure
		3	4	5	6	7	8	9	10	11	12	13	14
1	2006-07	13309	13309	0	0	7985.40	7985.40	0	0	0	0	0.00	0.00
2	2007-08	35818	35724	0	94	21228.72	21173.26	15805	15805	0	0	9483.00	9483.00
3	2008-09	17086	17075	0	11	10080.74	10074.25	2437	2430	0	7	1437.83	1433.70
4	2009-10	18783	16681	0	1583	11058.49	10054.95	2950	2889	61	0	1736.81	1433.70
5	2010-11	0	0	0	0	0.00	0.00	0	0	0	0	0.00	0.00
6	2011-12	3342	90	1217	2035	1967.60	52.98	2391	201	839	1351	1407.70	118.33
	Total	88338	82879	1736	3723	52320.95	49340.84	23583	21325	900	1358	14065.34	12762.86

Date: _____
Place: LUCKNOW



(Signature)
Secretary of the Nodal Department
Government of Uttar Pradesh



(Signature)
Secretary of the Nodal Department
Government of Uttar Pradesh

[Mid-Day Meal Scheme]
Quarterly Progress Report

STATE: UTTAR PRADESH

Financial Year: 2012-13

Quarter: 1st

Period: APRIL to JUNE

Table: QT-7

Table: QT-7: UTILISATION OF CENTRAL ASSISTANCE TOWARDS PROCUREMENT OF KITCHEN DEVICES

Sl. No.	Years	PRIMARY						UPPER PRIMARY					
		No. of Schools /Centres			FINANCIAL PROGRESS (Rs. in lakhs)			PHYSICAL PROGRESS			FINANCIAL PROGRESS (Rs. in lakhs)		
		Target Sanctioned)	Procured	In Progress	Not Procured	Amount Sanctioned	Expenditure	Target (Units Sanctioned)	Procured	In Progress	Not Procured	Amount Sanctioned	Expenditure
1	2	3	4	5	6	7	8	9	10	11	12	13	14
1	2006-07	29466	29030	436	-	1473.30	1451.50	0	0	0	0	0.00	0.00
2	2007-08	47938	47270	668	-	2396.90	2363.50	20000	19932	68	-	1000.00	996.60
3	2008-09	25413	25359	54	-	1270.65	1267.95	21586	21133	453	-	1079.30	1056.65
4	2009-10	-	-	-	-	-	-	-	-	-	-	-	-
5	2010-11	-	-	-	-	-	-	-	-	-	-	-	-
	Total	102817	101659	1158	0	5140.85	5082.95	41586	41065	521	0	2079.30	2053.25

Sl. No.	Years	PRIMARY+UPPER PRIMARY						FINANCIAL PROGRESS	
		Target	Procured	In Progress	Not Procured	Amount	Expenditure		
1	2	3	4	5	6	7	8		
6	2011-12	15033	8128	0	6905	751.65	406.40		
	Total	15033	8128	0	6905	751.65	406.4		





(अपूर्व कुमार)

निदेशक
सहायक संचालक प्राथमिक शिक्षण
उमर, लखनऊ

(Signature)

Secretary of the Mid-Day Meal Department
Government of Uttar Pradesh

सिद्धांत मिश्रा

Date: _____
Place: LUCKNOW

[Mid-Day Meal Scheme]
Quarterly Progress Report

Table - QT-8

STATE: UTTAR PRADESH

Financial Year: 2012-13

Quarter: 1st

Period: APRIL to JUNE

Table: QT-8: Inspections Carried Out by State / UT official

Stage	No. of Institutions	No. of institutions inspected				Total coverage in %	No. of Centralized Kitchen	No. Centralized kitchen inspected				Total coverage in %
		Till last Quarter	During the Quarter	Total covered till the end of Quarter	5=(3+4)			Till last Quarter	During the Quarter	Total covered till the end of Quarter	10=(8+9)	
1	2	3	4	5=(3+4)	6	7	8	9	10=(8+9)	11		
Primary	105518	0	33454	33454	31.70	238	0	199	199	83.61		
Upper Primary	46842	0	10367	10367	22.13	238	0	199	199	83.61		
Total	152360	0	43821	43821	53.84	238	0	199	199	83.61344538		

Date: _____
Place: LUCKNOW

(अनुराज कुमार)
निदेशक
महानगर योजना प्राधिकरण
काशी, उत्तरप्रदेश

(Signature)
Secretary of the Nodal Department
Government of Uttar Pradesh

(अनुराज कुमार)
निदेशक
महानगर योजना प्राधिकरण
काशी, उत्तरप्रदेश

[Mid-Day Meal Scheme]
Quarterly Progress Report

STATE: UTTAR PRADESH
Financial Year: 2012-13

Quarter: 1st

Period: APRIL to JUNE

Table: QT-9

Table: QT-9: School Health Programme - (Primary & Upper Primary)

Stage	Health Check up carried out		Distribution of Iron Folic Acid Tablets		Distribution of De-worming Tablets		Visually Impaired		Weight Measurement		Measurement of Height	
	No. of Schools/Centers	No. of Children	No. of Schools /Centres	No. of Children	No. of Schools /Centres	No. of Children	No. of Children with refractive error	No. of Children received spectacles	No. of Schools	No. of Children	No. of Schools	No. of Children
1	2	3	4	5	6	7	8	9	10	11	12	13
Primary	0	0	0	0	0	0	0	0	0	0	0	0
Upper Primary	0	0	0	0	0	0	0	0	0	0	0	0
Total	0	0	0	0	0	0	0	0	0	0	0	0

नोट-वर्तमान वित्तीय वर्ष 2012-13 में स्कूल स्वास्थ्य कार्यक्रम हेतु जारी दिशा निर्देशानुसार विद्यालयों में कार्यक्रम माह नवम्बर, 2012 से प्रारम्भ किया जाएगा।

Date: _____
Place: LUCKNOW

(Signature)
संयोजक
संयोजक

(Signature)
Secretary of the Nodal Department
Government of Uttar Pradesh

(Signature)
मुख्य सचिव
शैक्षणिक शिक्षा विभाग
सं. प्रो शासन I

[Mid-Day Meal Scheme]
Quarterly Progress Report

Table : QT-10

STATE: UTTAR PRADESH

Financial Year: 2012-13

Quarter: 1st

Period: APRIL to JUNE

Table: QT-10: Monitoring and Evaluation [Primary + Upper Primary]

A. State Steering-cum-Monitoring Committee

- Date of Constitution of SSMC: -
25-Jun-04
- Whether meeting of SSMC held during the Quarter: -
Yes
- If yes: -
Yes
- Whether representatives of MHRD attended the meeting: -
Yes
- Whether representatives of MI attended the meeting: -
Yes
- Gist of the important decisions: -
Approval of AWP & B for Year 2012-13
10.04.2012
- Date of last meeting prior to the one mentioned in (2): -
10.04.2012

B. No. of SMC meetings at District level

Quarter	Total No. of districts	No. of districts having SMCs	No. of Meetings held during quarter
1	2	3	4
1	75	75	225
2			
3			
4			

C. Major occurrences if any, related to food supply

Occurrence pending at the beginning of the Qtr.		Occurrence came to notice during the Qtr.		Occurrence attended during the Qtr.		Occurrence pending at the end of the Qtr.	
No. of Occ.	No. fell ill	No. died	No. of Occ.	No. fell ill	No. died	No. found actionable	No. found non-actionable
1	2	3	4	5	6	7	8
NIL							
				Total	9		
				No. of Occ.	10	No. fell ill	11
						No. died	12

D. Cases of social/gender discrimination : Please give details of the incidents and action taken thereon. NIL

E. Impact/Evaluation Studies Commissioned, if any, during the Quarter

Institute /Agency to which Commissioned	Study for the period	Area where study would be carried out	Date when commissioned	Time Limit for Receipt of Report
NIL				

F. Major Conclusions of Impact/Evaluation Study Reports Received, if any, during the Quarter

Months during which study carried out, and Date of Report	Gist of Findings	Action taken on the Findings
NIL		

Date: _____
Place: LUCKNOW



(अतुल कुमार)
निदेशक
मल्यान्स भोजन प्राधिकरण
उत्तर प्रदेश, लखनऊ



(Signature)
Secretary of the Nodal Department
Government of Uttar Pradesh
को. प्रो. शासन।

[Mid-Day Meal Scheme]
Quarterly Progress Report

Table: QT-11

STATE: UTTAR PRADESH

Financial Year: 2012-13


Quarter: 1st


Period: APRIL to JUNE

Table: QT-11: Availability of other Infrastructure [Primary + Upper Primary]

Total No. of Schools/Centres	Availability of Gas based cooking: No. of Schools/Centres				Availability of Toilet Facility: No. of Schools/Centres			Availability of Drinking water facility: No. of Schools/Centres		
	Till last Qtr.	Provided during the Qtr.	Till the end of the Qtr.	Till last Qtr.	Provided during the Qtr.	Till the end of the Qtr.	Till last Qtr.	Provided during the Qtr.	Till the end of the Qtr.	
1	2	3	4	5	6	7	8	9	10	
152394	98919	1552	100471	151355	0	151355	154012	0	154012	

Date: _____
Place: LUCKNOW


(**अनुराग कुमार**)
प्रदेश
महानगर शिक्षण महानिदेशक
लुधियाना, उत्तर प्रदेश


(Signature)
Secretary of the Nodal Department
Government of Uttar Pradesh

(**अनुराज कुमार**)
मुख्य सचिव
राज्य शिक्षण विभाग
बंग मो शारदा ।